



World Traveler

AIRSTREAM® World Traveler

2026 TRAVEL TRAILERS

About Airstream

Enduring craftsmanship. Uncompromising attention to detail. Limitless inspiration for adventure. It's undeniable that the Airstream is the world's most iconic travel trailer – and for good reason.

Durable, reliable, and built on nearly 100 years of innovation, Airstream travel trailers have helped write the history of American travel. We've crossed the globe, parked at the foot of the pyramids, explored national parks, and camped beside lakes on weekends.

Every Airstream trailer is proudly hand-built in Jackson Center, Ohio, USA, by hundreds of skilled craftsmen, requiring about 350 hours to complete. Form and function are interwoven into every carefully planned centimeter, and the design of each detail is thoroughly thought through. The result is a travel trailer that lasts a lifetime – and beyond.

Although we build every Airstream from the wheels to the roof vent, we like to say that we're not really building trailers. Instead, we're building someone's retirement, well-deserved vacation, or retreat from a hectic day.



World Traveler.



About World Traveler

For nearly a century, Airstream's gleaming, riveted aluminum travel trailers have stood for freedom, adventure, and true craftsmanship.

The World Traveler continues this legacy – in a nimble, single-axle design tailored for international markets. Lightweight, aerodynamic, and full of clever details, it is made for people who want to feel at home while on the road. For everyday adventurers who love the iconic Airstream style without sacrificing modern comfort – whether the journey leads into nature just outside the door or to the other side of the world.

- **The lightest Airstream equivalent to the 22 ft US size*** – designed for easy towing by mid-size SUVs (*US models measured bumper to ball).
- **7.21m/ 23ft 7" long, 2.3m/ 7ft 6" wide,** with minimal roof equipment – for comfortable driving and optimized aerodynamics.
- **Comfortable longitudinal V-beds** for easy entry and exit.
- **Large tanks & optional self-sufficiency package –** for maximum independence.
- **New electrical system** designed for International markets using 220-240v AC.
- **Scandinavian interior design –** natural colors and materials inspired by nature.
- **Spacious dinette, sofa & sleeping area –** easily converts into a comfortable sofa or bed.
- **Over 90 years of experience, tradition & craftsmanship –** making the World Traveler ready for adventures all over the globe.





- **Spacious dinette, sofa & sleeping area**

In just a few simple steps, the dinette transforms into a comfortable sofa or an additional bed.



- **Bathroom with separate shower**

The bathroom with shower cabin and toilet impresses with functionality and a clean, calming design.

- **Air conditioning & heating**

A floor mounted air conditioner with heat pump ensures efficient climate control. Since it is installed inside, the roof remains clear – for a clean look and improved aerodynamics. The Truma Combi provides hot water and pleasant warmth at any time, even in the cold season.

- **12V refrigerator with freezer compartment**

Runs on 12 volts to keep drinks and ice cubes cold even without shore power.

- **Optional beverage drawer**

Conveniently located near the entrance, providing quick access to ice-cold drinks



Refrigerator



Beverage drawer



Floor mounted air conditioner



Longitudinal V-beds







- **Comfortable bed, approx. 2.05 m long x 2.10 m wide**

The V-shape allows for easy entry and exit. Storage compartments beneath the hinge up slatted frames ensure optimal use of space.

Decor



Inspired by nature – from wide plateaus to sandy coasts – subtle colors and natural materials create a relaxed living atmosphere.



Alternative

Floor Plan & Technical Data

A single-axle model with a comfortable floor plan in the 22-ft US length – the World Traveler is the lightest Airstream trailer in its class. It can be towed by mid-size SUVs and is perfectly optimized for extended journeys.

Typical Hitch weight	Maximum Hitch weight	Kerb weight (MRO):	Gross vehicle weight rating (MTPLM):	Payload
100-140 kg	150 kg	1,700 kg	2,000 kg	up to 300 kg

Freshwater	Greywater	Waste Tank	Refrigerator	Bed size
70 l	85 l	40 l	110 l	2.05 x 2.10 m



World Traveler 22RB

6 M
BODY
LENGTH

2.3 M
WIDTH

1
AXLE

Up to 4
SLEEPING
CAPACITY

Specifications

Overall length	7.21 m (23ft 3")
Body length	5.84 m (19ft 3")
Exterior width	2.29 m
Interior width	2.18 m
Exterior height	2.74 m
Interior height	2 m
Maximum hitch load	150 kg
Kerb weight MRO)	1,700 kg
Gross vehicle weight rating (MTPLM):	2,000 kg
Payload	up to 300 kg
Freshwater	70 l
Greywater	85 l
Waste Tank	40 l
Floor mounted air conditioner with heat pump	Cooling capacity 2.2 kW / Heating capacity 2.7 kW
Truma ECO Plus heater (230V/Gas)	up to 4.2 kW
Solar modules (optional)	up to 300 Wp + Vic- tron solar regulator
LiFePO4 battery (optional)	up to 310 Ah
Compressor refrigerator with freezer compartment (12 V)	110 l
Cooling drawer (optional)	30 l
Windows	6
V-bed	2.05 x 2.10 m
Convertible dinette/sofa/bed:	2.18 x 0.89 m
Sleeping capacity	up to 4

Exterior Features

Semi-monocoque aluminum shell	STD
Aluminum exterior skin with fluoropolymer coating	STD
Seamless white aluminum roof – for a cooler interior climate	STD
Insulation between interior and exterior walls	STD
Seamless composite floor	STD
High-quality acrylic double-glazed windows	STD
ZipDee® patio awning with Weathermax® fabric	STD
13-pin trailer connection	STD
Charger 230 V / 16 A	STD
International power outlets	STD
3M® stone guard film for the front section	STD
Exterior shower with hot & cold water	STD
Lockable fresh water fill	STD
City water connection with pressure regulator	STD
Toilet waste tank flush connection	STD
Welded painted steel chassis	STD
Galvanized EU approved A frame, attached with huck bolts	STD
Galvanized rubber torsion axle, with mechanical overrun brakes	STD
50 mm stabiliser coupling, with parking brake	STD
Manual jockey wheel	STD
4 manual stabilizer jacks	STD
Tires 225/70 R15	STD
Aluminum rims	STD
Spare wheel, stowed under rear bed	STD
Smart Plug for 230 V shore power connection	STD
FI-protected exterior socket	STD
Practical storage compartment for sewer hose	STD
Handcrafted aluminum entrance door (66 cm wide)	STD
Aluminum entrance door handle	STD
Door lock with heavy-duty safety latch	STD
Cast-aluminum door hinges	STD
Aluminum entry step	STD
LED entry lighting	STD
LED service light for tank connections	STD
LED storage compartment light	STD
LED tail lights	STD

Reversing lights with fog light	STD
Rear triangular reflectors	STD
LED license plate lighting	STD

Interior Features

Aluminum interior paneling, white	STD
Coleman Mach floor mounted air conditioner with heat pump	STD
Truma Combi Eco Plus – hot water and heating system	STD
Multi-speed roof vent	STD
Sensorless tank monitoring system	STD
High-quality, eco-friendly insulation	STD
Handcrafted aluminum insect screen door	STD
Combined insect and blackout blinds	STD
Overhead cabinets with lightweight doors	STD
Custom-made wooden furniture with drawer slides	STD
Cabinets made of marine-grade Lite-Ply laminate	STD
Seamless vinyl floor in terrazzo look	STD
LED interior lighting with dimmer control	STD
LED reading lights	STD
12V USB-A and USB-C ports	STD

Kitchen, Dinette, and Lounge Equipment

Kitchen countertop made of multiplex wood with HPL coating	STD
Dinette tabletop made of multiplex wood with HPL coating	STD
Stainless steel sink with faucet	STD
Durable, woven, dirt-repellent dinette upholstery	STD
Galley countertop extensions	STD
Dinette convertible to sofa and sleeping area	STD
Stereo system with Bluetooth® and 2 speakers	STD

Bedroom Features

Comfortable memory foam mattresses	STD
Storage space under the bed	STD
Wardrobe with hanging rail	STD
Two wall-mounted nightstands with USB ports	STD

Bathroom Features

Shower cabin with integrated seat	STD
Flush toilet	STD
Washbasin with faucet	STD
Towel holder	STD
Magnifying mirror with swivel arm	STD

Additional Equipment

Entrance mat with Airstream logo	STD
Smoke detector	STD




Exterior

The iconic riveted aluminum look of Airstream meets clever details and well-thought-out functionality in the World Traveler.

As a single-axle model with a total length of 7.2 meters, it combines full living comfort with a sleek, aerodynamic design.

Lightweight and agile, it is ideal for anyone who wants to experience the Airstream lifestyle without needing a large tow vehicle – ready for adventures across the globe.



1 Awning

Creates a shaded place to relax on sunny days.



2 Iconic Design

Traveling in the iconic riveted aluminum design – shaped by over 90 years of craftsmanship.



3 optional solar panels

With the optional solar package, harness the endless energy of the sun.



4 external storage compartment


Everything within reach, thanks to the externally accessible storage compartment.

How the magic happens...

For over 90 years, Airstream caravans have been handcrafted in Jackson Center, Ohio.

Only the finest materials are used – from the seamless, waterproof composite floor to the fittings and finishes of our cabinets, right down to the rivets and the aluminum that form the outer shell.

When building our world-famous travel trailers, we focus on every detail. That's why an Airstream can last a lifetime – and often even longer, across generations – providing decades of travel enjoyment.



Seamless composite floor



Riveted aluminum shell – crafted with time and care



Handcrafted furniture



Leak test before interior assembly





Already dreaming of
travel and adventure?

We look forward to welcoming you
to our showroom in Merenberg.

AIRSTREAM®

Servicecenter & Showroom

Boschstraße 4

35799 Merenberg

Tel. +49 (0) 64 71 - 50 88 80

Email: info@airstream-germany.de

**Please make an appointment
in advance.**

Our Service Center with workshop and
showroom is at your disposal for service,
repairs, upgrades, and special requests.



AIRSTREAM®

ROKA Werk GmbH
Daimlerstr. 4
D-35799 Merenberg
airstream-germany.de



#AIRSTREAMGERMANY

Product information, technical data, and illustrations in this brochure were as accurate as possible at the time of printing. Illustrations may show equipment or features that are optional on your vehicle. As we continually develop our products, the actual product may differ. Prices and technical data are subject to change without prior notice. All capacity figures are approximate, and all dimensions are nominal. Certain equipment or options may vary or may not be available in different countries. **WARNING** – The weight of the recreational vehicle must remain within the chassis weight limits specified by the manufacturer. Do not overload the recreational vehicle by adding water, options, cargo, or otherwise. Your safety depends on not overloading the trailer, axles, and tires. **AIRSTREAM®**, the design of the Airstream travel trailer, and all related model names, slogans, logos, designs, and trademarks are the property of Airstream, Inc. or are used under license by Airstream, Inc. All other trademarks are the property of their respective owners.

All content
and images
© Airstream 2025