

# Lowdham's

First for outdoor leisure

Celebrating **60 years** in the leisure industry



**SWIFT**

## **XTRA** **SPECIAL** **EDITIONS**

SWIFT'S **ONLY** SPECIAL EDITION  
MOTORHOMES & CAMPERVANS

2026 RANGE



The UK's  
**ONLY** Supplier

*Exclusively  
LOWDHAMS!*



**CARRERA** *XTRA*

**VOYAGER** *XTRA*

**Hi-STYLE** *XTRA*



## *XTRA* CARRERA

Celebrating Lowdham's 60th anniversary, the Carrera Xtra takes Swift's dynamic campervan to the next level. Building on Carrera's striking new look for 2026, this special edition introduces exclusive anniversary graphics, setting it apart on the road. Inside, Xtra embroidered cab carpets add a bespoke touch of refinement, while built-in Wi-Fi keeps you seamlessly connected on every journey.

On the move, full LED headlamps deliver clarity and confidence, while the **NEW** digital reversing camera with sensors makes manoeuvring smoother than ever. Stylish, practical, and perfectly equipped, the Carrera Xtra offers a unique blend of everyday usability and special edition exclusivity.

For additional features visit  
[www.lowdham.com](http://www.lowdham.com)



TV is for illustration purposes only



**XTRA**  
**CARRERA**



TV is for illustration purposes only

**XTRA**  
**CARRERA**

# CARRERA XTRA PACK HIGHLIGHTS



Full LED headlamps



**NEW** upgraded luxury upholstery



**NEW** digital reversing camera with reversing sensors



**NEW** Sports Edition Black Alloy Wheels



**NEW** Lowdham's 60th anniversary graphics



Built in Wi-Fi

## PLUS:

- **NEW** Fiat chassis cab in Metallic Black or Artense Grey, with **NEW** updated front grille and body coloured bumper
- Black headlight bezels and skid plate

## KEY ADDITIONAL HIGHLIGHTS:

### Fiat cab

Fiat Ducato panel van, with body coloured grille and front bumper with 140bhp 2.2 litre engine with 6-speed manual gear box and ESC & Eco packs as standard with an option to upgrade to a 8-speed automatic. Plus, Xtra embroidered cab carpets.

### Dashboard display

'Silver Techno' dashboard design including: automatic cab air conditioning. Plus, a 10" touchscreen HD colour display, DAB radio with Apple Carplay™ / Android Auto™ and Fiat Sat Nav with TomTom 3D map visualisation and selectable vehicle dimensions.

### External amenities

Whale external cold water shower point and BBQ point with connection nozzle. Plus 110W solar panel and regulator for off-grid adventures.

### Effortless summer living

Rear door panels are equipped with a folding storage table and handy door pockets, plus an exterior sliding door flyscreen, giving you more space to stay organised and added comfort when relaxing inside.

### Flexible seating and dining

Forward facing travel seats with integrated, adjustable headrests combined with driver and passenger swivel captain chairs and a front dinette table to create a spacious and comfortable dining area.

### Fully equipped kitchen

Fully equipped kitchen with Combination Dometic two-burner stainless steel hob and sink with glass lids, built in oven with grill, Dometic 90 litre fridge and pan storage and cutlery drawers with soft-close runners.

### Washroom

A well-equipped washroom with foldaway basin, **NEW** black fittings, Ecocamel Jetstorm shower, Theford cassette toilet and a Micro-Heki skylight for light and ventilation.

### Flexible storage solutions

High-level rear beds fold away to create central storage space, ideal for carrying larger adventure gear such as bikes or paddleboards (194).

### Comfortable sleeping

Rear lounge seating with angled seating offers enhanced comfort, with a removable dining table and the option to convert into a cosy double bed (except 194).

### Whale heating

**NEW** upgraded 6kW Whale heating with blown air distribution around van for year round comfort.

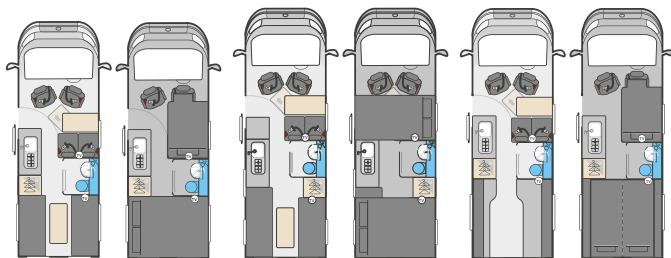
For additional features visit

[www.lowdhams.com](http://www.lowdhams.com)



XTRA

CARRERA



Model	144		184		194	
	Standard	Optional	Standard	Optional	Standard	Optional
Ford EcoBlue diesel engine	140 bhp	140 bhp Auto	140 bhp	140 bhp Auto	140 bhp	140 bhp Auto
Engine Capacity	2.2ltr		2.2ltr		2.2ltr	
Engine Power	140 bhp @3500rpm	140 bhp @3500rpm	140 bhp @3500rpm	140 bhp @3500rpm	140 bhp @3500rpm	140 bhp @3500rpm
Engine Torque	390Nm @ 1400rpm		390Nm @ 1400rpm		390Nm @ 1400rpm	
Roof Profile	Panel Van		Panel Van		Panel Van	
Wheel Base	4.04m / 13'3"		4.04m / 13'3"		4.04m / 13'3"	
Seat Belts (inc. driver)	4		4		4	
Berths (Sleeping Positions)	3		4		3	
Overall Length (No ladder)	6.00m / 19'8"		6.36m / 20' 11"		6.36m / 20' 11"	
Overall Body Width (Mirrors folded)	2.26m / 7'5"		2.26m / 7'5"		2.26m / 7'5"	
Overall Height	2.72m / 8'11"		2.72m / 8'11"		2.72m / 8'11"	
Maximum Technical Permissible Laden Mass (A)	3500kg		3500kg		3500kg	
Mass in Running Order (B)	3025kg	3045kg	3130kg	3150kg	3130kg	3150kg
Maximum User Payload (A-B)	475kg	455kg	370kg	350kg	370kg	350kg
Essential Habitation Equipment	0kg		0kg		0kg	
Thermal Insulation Grade	THREE		THREE		THREE	
Recommended Maximum Trailer Weight	2500kg		2500kg		2500kg	
Gross Train Weight	6000kg		6000kg		6000kg	
Bed Sizes	144		184		194	
Front Double			175cm x 120cm 5'9" x 3'11"			
Front offside single	170cm x 90cm/54cm 5'7"x2'11"/1'9"		170cm x 90cm / 54cm 5'7" x 2'11"/1'9"		170cm x 89cm / 54cm 5'7" x 2'11"/1'9"	
Rear Double	186cm x 132cm 6'1" x 4'4"		186cm x 123cm 6'1" x 4'0"		182cm x 143cm 6'0" x 4'8"	
Rear Nearside Single					190cm x 91cm 6'3" x 3'0"	
Rear Offside Single					190cm x 91cm 6'3" x 3'0"	
Pop Top						



Notes:

- The Maximum User Payload includes:
  - the conventional load (this is the allowance for passengers)
  - essential habitation equipment (items and fluids required for safe and proper functioning of habitation equipment)
  - optional equipment (items available from the manufacturer over and above the standard specification)
  - personal effects (those items not covered by the above)
- The Mass in Running Order is the mass of the unladen vehicle including a 75kg allowance for the driver plus engine coolants and 90% of the fuel tank capacity and 1 x 6kg Calor Life LPG cylinder.

- The MRO is calculated with the fresh water tank empty. If you travel with water in the fresh water tank then the payload will reduce accordingly.
- Please take care to ensure that you have allowed for the masses of all items you intend to carry in the motorhome, e.g. passengers, optional equipment, essential habitation equipment and personal effects, such as clothing, food, pets, bicycles, sailboards, sports equipment etc.
- Warning - under no circumstances should the maximum technical permissible laden mass of the motorhome be exceeded.
- Caution - When fitting a tow bar, it must meet certain minimum requirements as specified by Type Approval Regulations. The bar will have marked on it the approval standard (94/20/EC or 55R ECE) and the maximum download, or nose weight, that it can accept. It must fit the manufacturer's approved mounting points and must not obscure the towing vehicle's number plate.

- Note - the additional weight of the tow bar and trailer nose weight increases the rear axle loading of the motorhome so care should be taken that the rear axle load is not exceeded when towing.
- To ensure adequate road holding, the load on the front axle, under all conditions must not be less than 40% or more than 70% of the total weight. Care must be taken when distributing loads. The loadings above are maximum loadings and must not be exceeded under any circumstances.





## VOYAGER <sup>XTRA</sup>

The award-winning Swift Voyager has an enhanced specification for the 2026 season. Already Swift's best-selling motorhome range, the Voyager comes equipped with front cab pleated blinds, external BBQ point, external 240v socket, an external cold water shower and folding travel cup holders as standard. In addition to this our Exclusive 'Xtra' package worth over £2,000 is included in the price, making the Swift Voyager Xtra even better value.

The perfect combination of Ford's drivability and Swift's smart lounge which turns luxury lounge sofas into approved travel seats when needed, giving you the best of both worlds. Available in six best selling layouts.

For additional features visit  
[www.lowdhams.com](http://www.lowdhams.com)





**XTRA**  
**VOYAGER**



TV is for illustration purposes only

**XTRA**  
**VOYAGER**

# VOYAGER XTRA PACK HIGHLIGHTS



Status TV aerial



Upgraded luxury upholstery



Microwave oven



Cab carpets



Built in Wi-Fi



**FordPass**

For added peace of mind, FordPass provides the ability to remote lock and unlock your vehicle, check its last location, view the health status and more.

## KEY ADDITIONAL HIGHLIGHTS:

### Ford cab

Ford Transit Skeletal chassis with Euro 6E 130bhp, 2.0 litre TDCi EcoBlue engine with 6-speed manual gearbox with an option to upgrade to a 8-speed 165bhp automatic.

### External amenities

External cold water shower point, external 240V socket and external BBQ point. Plus streamlined, lightweight 120W solar panel and regulator for offgrid adventures.

### Garage

Rear garage with lighting, heating and sockets, with access doors on both sides (except 505 and 564).

### Dashboard display

Dashboard including 12" touchscreen display, DAB/FM RDS Radio with Apple Carplay™ / Android Auto™, USB, Bluetooth, and reversing camera.

### Aguti travelling seats

Fold down Aguti travelling seats that transform into a front parallel lounge. Travelling seats are fitted with ISOfix and cup holders.

### Fully equipped kitchen

Fully equipped kitchen with Thetford oven and grill, three burner gas hob, an electric hotplate and a Dometic (Series 10) 133 litre, dual hinged fridge with freezer compartment, and microwave.

### Spacious washroom

Spacious washroom design with a separate shower cubicle and toilet (except 574).

### Power shower

Ecocamel Jetstorm showerhead for a powerful shower that uses less water, plus shower duck board.

### Comfortable sleeping

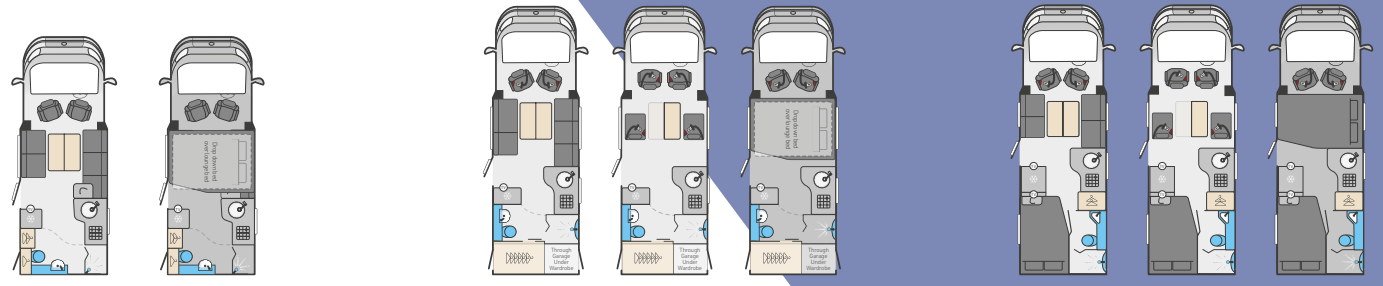
Exclusive Duvalay Duvalite Alto mattress, which includes a platinum support layer and reflex foam for superior durability, while memory fibre increases airflow for a more comfortable sleep (fixed and drop down beds).

### Truma heating

**NEW** Truma CombiNeo which delivers constant, endless hot water and cosy warmth with gas powered efficiency. Perfect for spontaneous adventures and uninterrupted comfort.

For additional features visit

[www.lowdhams.com](http://www.lowdhams.com)




Model	505		540		564	
	Standard	Optional	Standard	Optional	Standard	Optional
Ford EcoBlue diesel engine	130 bhp	165 bhp Auto	130 bhp	165 bhp Auto	130 bhp	165 bhp Auto
Engine Capacity	2.0ltr		2.0ltr		2.0ltr	
Engine Power	130 bhp @3500rpm	165 bhp @3500rpm	130 bhp @3500rpm	165 bhp @3500rpm	130 bhp @3500rpm	165 bhp @3500rpm
Engine Torque	360Nm @ 2500rpm	390Nm @ 2500rpm	360Nm @ 2500rpm	390Nm @ 2500rpm	360Nm @ 2500rpm	390Nm @ 2500rpm
Roof Profile	Low-line		Low-line		Low-line	
Wheel Base	3.95m / 13'0"		3.95m / 13'0"		3.95m / 13'0"	
Seat Belts (inc. driver)	2		4		4	
Berths (Sleeping Positions)	4		4		4	
Overall Length	6.19m / 20' 4"		7.01m / 23'0"		7.22m / 23'8"	
Overall Body Width (Mirrors folded)	2.37m / 7'9"		2.37m / 7'9"		2.37m / 7'9"	
Overall Height	2.87m / 9'5"		2.86m / 9'5"		2.86m / 9'5"	
Maximum Technical Permissible Laden Mass (A)	3500kg		3500kg		3500kg	
Mass in Running Order (B)	2852kg	2882kg	3027kg	3057kg	3012kg	3042kg
Maximum User Payload (A-B)	648kg	618kg	473kg	443kg	488kg	458kg
Essential Habitation Equipment	0kg		0kg		0kg	
Thermal Insulation Grade	THREE		THREE		THREE	
Recommended Maximum Trailer Weight	2000kg		2000kg		2000kg	
Gross Train Weight	5500kg#		5500kg#		5500kg#	
<b>Bed Sizes</b>	<b>505</b>		<b>540</b>		<b>564</b>	
Front Double	194cm x 165cm / 114cm / 6'4" x 5'5" / 3'9"		194cm x 165cm / 114cm / 6'4" x 5'5" / 3'9"		194cm x 132cm / 106cm / 6'4" x 4'4" / 3'6"	
Rear Double					188cm x 129cm / 6'2" x 4'3"	
Rear Nearside Single						
Rear Offside Single						
Drop Down Bed	189cm x 150cm / 6'2" x 4'11"		189cm x 150cm / 6'2" x 4'11"			

Notes:

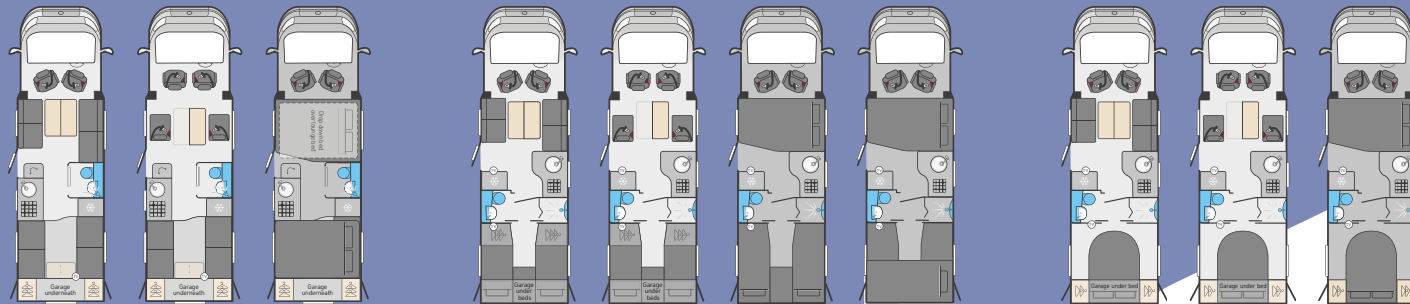
- The Maximum User Payload includes:
  - the conventional load (this is the allowance for passengers)
  - essential habitation equipment (items and fluids required for safe and proper functioning of habitation equipment)
  - optional equipment (items available from the manufacturer over and above the standard specification)
  - personal effects (those items not covered by the above)
- The Mass in Running Order is the mass of the unladen vehicle including a 75kg allowance for the driver plus engine coolants and 90% of the fuel tank capacity and 1 x 6kg Calor Life LPG cylinder.

- The MRO is calculated with the fresh water tank empty. If you travel with water in the fresh water tank then the payload will reduce accordingly.
- Please take care to ensure that you have allowed for the masses of all items you intend to carry in the motorhome, e.g. passengers, optional equipment, essential habitation equipment and personal effects, such as clothing, food, pets, bicycles, sailboards, sports equipment etc.
- Warning - under no circumstances should the maximum technical permissible laden mass of the motorhome be exceeded.
- Caution - When fitting a tow bar, it must meet certain minimum requirements as specified by Type Approval Regulations. The bar will have marked on it the approval standard (94/20/EC or 55R ECE) and the maximum download, or nose weight, that it can accept. It must fit the manufacturer's approved mounting points and must not obscure the towing vehicle's number plate.

- Note - the additional weight of the tow bar and trailer nose weight increases the rear axle loading of the motorhome so care should be taken that the rear axle load is not exceeded when towing.
  - To ensure adequate road holding, the load on the front axle, under all conditions must not be less than 40% or more than 70% of the total weight. Care must be taken when distributing loads. The loadings above are maximum loadings and must not be exceeded under any circumstances.
  - The maximum trailer weight is limited by the gross train weight which must not be exceeded. For example, if the vehicle is plated at 3550kg MTPLM, then the maximum trailer weight possible is 1950kg. Reducing the weight of the vehicle by removing payload, will allow you to increase the trailer weight up to a maximum of 2000kg.
- Est = Estimate



**VOYAGER** XTRA



Model	574		584		594	
	Standard	Optional	Standard	Optional	Standard	Optional
Ford EcoBlue diesel engine	130 bhp	165 bhp Auto	130 bhp	165 bhp Auto	130 bhp	165 bhp Auto
Engine Capacity	2.0ltr		2.0ltr		2.0ltr	
Engine Power	130 bhp @3500rpm	165 bhp @3500rpm	130 bhp @3500rpm	165 bhp @3500rpm	130 bhp @3500rpm	165 bhp @3500rpm
Engine Torque	360Nm @ 2500rpm	390Nm @ 2500rpm	360Nm @ 2500rpm	390Nm @ 2500rpm	360Nm @ 2500rpm	390Nm @ 2500rpm
Roof Profile	Low-line		Low-line		Low-line	
Wheel Base	4.52m / 14'10"		4.52m / 14'10"		4.52m / 14'10"	
Seat Belts (inc. driver)	4		4		4	
Berths (Sleeping Positions)	6		4		4	
Overall Length	7.73m / 25'4"		7.85m / 25'9"		7.85m / 25'9"	
Overall Body Width (Mirrors folded)	2.37m / 7'9"		2.37m / 7'9"		2.37m / 7'9"	
Overall Height	2.87m / 9'5"		2.87m / 9'5"		2.87m / 9'5"	
Maximum Technical Permissible Laden Mass (A)	3550kg		3500kg		3500kg	
Mass in Running Order (B)	3172kg	3202kg	3111kg	3141kg	3117kg	3147kg
Maximum User Payload (A-B)	378kg	348kg	389kg	359kg	383kg	353kg
Essential Habitation Equipment	0kg		0kg		0kg	
Thermal Insulation Grade	THREE		THREE		THREE	
Recommended Maximum Trailer Weight	2000kg		2000kg		2000kg	
Gross Train Weight	5500kg#		5500kg#		5500kg#	
<b>Bed Sizes</b>	<b>574</b>		<b>584</b>		<b>594</b>	
Front Double	194cm x 165cm / 114cm / 6'4" x 5'5" / 3'9"		194cm x 132cm / 106cm / 6'4" x 4'4" / 3'6"		194cm x 132cm / 106cm / 6'4" x 4'4" / 3'6"	
Rear Double	202cm x 131cm / 6'7" x 4'4"		206cm x 135cm / 6'9" x 4'5"		183cm x 143cm / 6'5" x 4'8"	
Rear Nearside Single			195cm x 78cm / 6'5" x 2'7"			
Rear Offside Single			195cm x 78cm / 6'5" x 2'7"			
Drop Down Bed	189cm x 150cm / 6'2" x 4'11"					

**Notes:**

- The Maximum User Payload includes:
  - the conventional load (this is the allowance for passengers)
  - essential habitation equipment (items and fluids required for safe and proper functioning of habitation equipment)
  - optional equipment (items available from the manufacturer over and above the standard specification)
  - personal effects (those items not covered by the above)
- The Mass in Running Order is the mass of the unladen vehicle including a 75kg allowance for the driver plus engine coolants and 90% of the fuel tank capacity and 1 x 6kg Calor Life LPG cylinder.

- The MRO is calculated with the fresh water tank empty. If you travel with water in the fresh water tank then the payload will reduce accordingly.
- Please take care to ensure that you have allowed for the masses of all items you intend to carry in the motorhome, e.g. passengers, optional equipment, essential habitation equipment and personal effects, such as clothing, food, pets, bicycles, sailboards, sports equipment etc.
- Warning - under no circumstances should the maximum technical permissible laden mass of the motorhome be exceeded.
- Caution - When fitting a tow bar, it must meet certain minimum requirements as specified by Type Approval Regulations. The bar will have marked on it the approval standard (94/20/EC or 55R ECE) and the maximum download, or nose weight, that it can accept. It must fit the manufacturer's approved mounting points and must not obscure the towing vehicle's number plate.

- Note - the additional weight of the tow bar and trailer nose weight increases the rear axle loading of the motorhome so care should be taken that the rear axle load is not exceeded when towing.
- To ensure adequate road holding, the load on the front axle, under all conditions must not be less than 40% or more than 70% of the total weight. Care must be taken when distributing loads. The loadings above are maximum loadings and must not be exceeded under any circumstances.
- The maximum trailer weight is limited by the gross train weight which must not be exceeded. For example, if the vehicle is plated at 3550kg MITPLM, then the maximum trailer weight possible is 1950kg. Reducing the weight of the vehicle by removing payload, will allow you to increase the trailer weight up to a maximum of 2000kg.

Est = Estimate



# Hi-STYLE XTRA

The all-new Swift Hi-Style Xtra has been totally reimagined for the 2026 season. Moving up a gear and featuring a good number of highlights from Swift's flagship ranges, the Hi-Style Xtra has now arrived in the Premier League. This stunning range of motorhomes is exclusive to Lowdhams and is available in four best-selling layouts, all featuring the 'Xtra' pack worth over £9,000 and included in the price, the Truma Comfort Gen2 Habitation Roof Air Conditioning keeping you cool and comfortable, whatever the weather.

The new Hi-Style Xtra comes with luxury as standard with the Alde central heating system, external BBQ point, external 240V socket, external cold water shower and travel cup holders. Not forgetting our exclusive 'Xtra' package which gives you great value for money and makes the all new Hi-Style 'Xtra' special.

For additional features visit [www.lowdhams.com](http://www.lowdhams.com)





**XTRA**  
**Hi-STYLE**



TV is for illustration purposes only

**XTRA**  
**Hi-STYLE**

# HI-STYLE XTRA PACK HIGHLIGHTS



Ultra LED headlights including wash wipers and Auto lights



Truma Drivesafe Duo gas changeover regulator



Exterior 240V socket



Truma Aventa Comfort Generation 2 air conditioning unit



Built in Wi-Fi

## PLUS:

- **NEW** upgraded luxury ultraleather upholstery
- **NEW** exclusive 60th anniversary exterior graphics
- **NEW** Fiat chassis cab in Artense Grey, with stylish front grille and body coloured bumper
- Black headlight bezels and skid plate
- Wardrobe lights
- Swift stepwell light
- Midi Heki sky light in bedroom (except 640)
- Rear speakers (except 640)
- LED back-lit drop-down bed and kitchen splashback
- 90L fuel tank

## KEY ADDITIONAL HIGHLIGHTS:

### Fiat cab

Artense Grey Fiat cab with Euro 6E 140bhp, 2.2 litre engine with 8-speed automatic gear box and ESC and Eco Pack (180bhp on 674)

### Dashboard display

Full digital instrument cluster with high level dash including automatic cab air conditioning. Plus, 10" touchscreen HD colour display, DAB, Apple Carplay™ / Android Auto™ and Fiat Sat Nav with TomTom 3D map visualisation and selectable vehicle dimensions.

### Reversing camera

**NEW** reversing camera and sensors linked to the 10" entertainment screen for a smoother parking experience.

### External amenities

External cold water shower point and external BBQ point. Plus 120W solar panel for off-grid adventures.

### Garage

Rear garage with lighting, heating and sockets, with access doors on both sides.

### Aguti travelling seats

Fold down Aguti travelling seats that transform into a front parallel lounge. Travelling seats are fitted with ISOfix and cup holders.

### Fully equipped kitchen

Fully equipped kitchen with Thetford oven and grill, three burner gas hob, and electric hotplate, Dometic flatbed microwave and a Dometic (Series 10) 133 litre, dual hinged fridge with freezer compartment. Plus, soft close kitchen drawers.

### Spacious washroom

Spacious washroom design including a separate shower cubicle, featuring a shower duck board, an integrated shelf for toiletries, **NEW** stylish black fittings and an Ecocamel Jetstorm showerhead for a powerful shower that uses less water.

### Vanity area

Gloss white vanity bowl with upper and lower storage cupboards, mirror and vanity mixer tap.

### Comfortable sleeping

Exclusive Duvalay Duvalite Alto mattress, which includes a platinum support layer and reflex foam for superior durability, while memory fibre increases airflow for a more comfortable sleep (fixed and drop down beds).

### Alde heating

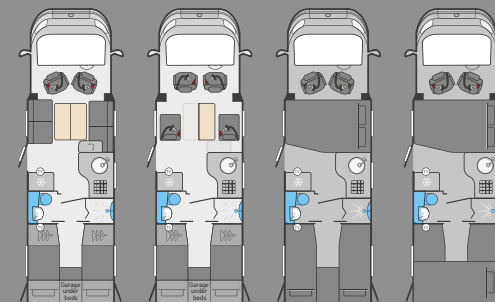
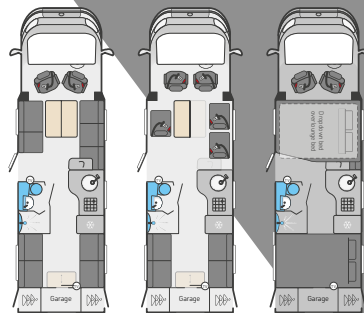
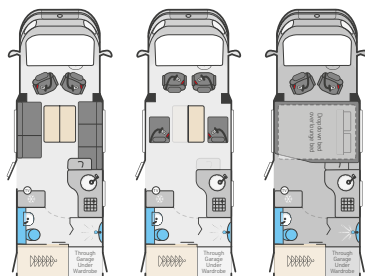
Alde dual fuel radiator central heating with zonal control for Grade 3 year-round comfort.

For additional features visit

[www.lowdhams.com](http://www.lowdhams.com)



**Hi-STYLE** XTRA



Model	640	674	684
Fiat MultiJet Diesel Engine	140 Auto	180 Auto	140 Auto
Engine Capacity	2.2ltr	2.2ltr	2.2ltr
Engine Power	140 bhp @3500rpm	180 bhp @3500rpm	140 bhp @3500rpm
Engine Torque	380Nm @ 1400rpm	450Nm @ 1400rpm	380Nm @ 1400rpm
Roof Profile	Low-line	Low-line	Low-line
Wheel Base	4.20m / 13'9"	4.70m / 15'5"	4.70m / 15'5"
Seat Belts (inc. driver)	4	5	4
Berths (Sleeping Positions)	4	6	4
Overall Length	6.99m / 22'11"	8.22m / 27'0"	7.84m / 25'9"
Overall Body Width (Mirrors folded)	2.36m / 7'9"	2.36m / 7'9"	2.36m / 7'9"
Overall Height	2.86m / 9'5"	2.86m / 9'5" Est	2.88m / 9'5"
Maximum Technical Permissible Laden Mass (A)	3700kg	4500kg	3700kg
Mass in Running Order (B)	3210kg	3500kg	3310kg
Maximum User Payload (A-B)	490kg	1000kg	390kg
Essential Habitation Equipment	0kg	0kg	0kg
Thermal Insulation Grade	THREE	THREE	THREE
Recommended Maximum Trailer Weight	2000kg#	2000kg#	2000kg#
Gross Train Weight	5500kg#	6000kg#	5500kg#
Bed Sizes	640	674	684
Front Double	194cm x 168cm / 136cm / 6'4" x 5'6" / 4'6"	194cm x 188cm / 137cm / 6'4" x 6'2" / 4'6"	194cm x 133cm / 106cm / 6'4" x 4'4" / 3'6"
Rear Double		202cm x 132cm / 6'7" x 4'4"	206cm x 135cm / 6'9" x 4'5"
Rear Nearside Single			195cm x 78cm / 6'5" x 2'7"
Rear Offside Single			195cm x 78cm / 6'5" x 2'7"
Drop Down Bed	189cm x 150cm / 6'2" x 4'11"	189cm x 150cm / 6'2" x 4'11"	

**Notes:**

- The Maximum User Payload includes:
  - the conventional load (this is the allowance for passengers)
  - essential habitation equipment (items and fluids required for safe and proper functioning of habitation equipment)
  - optional equipment (items available from the manufacturer over and above the standard specification)
  - personal effects (those items not covered by the above)
- The Mass in Running Order is the mass of the unladen vehicle including a 75kg allowance for the driver plus engine coolants and 90% of the fuel tank capacity and 1 x 6kg Calor Life LPG cylinder.

- The MRO is calculated with the fresh water tank empty. If you travel with water in the fresh water tank then the payload will reduce accordingly.
- Please take care to ensure that you have allowed for the masses of all items you intend to carry in the motorhome, e.g. passengers, optional equipment, essential habitation equipment and personal effects, such as clothing, food, pets, bicycles, sailboards, sports equipment etc.
- Warning - under no circumstances should the maximum technical permissible laden mass of the motorhome be exceeded.
- Caution - When fitting a tow bar, it must meet certain minimum requirements as specified by Type Approval Regulations. The bar will have marked on it the approval standard (94/20/EC or 55R ECE) and the maximum download, or nose weight, that it can accept. It must fit the manufacturer's approved mounting points and must not obscure the towing vehicle's number plate.

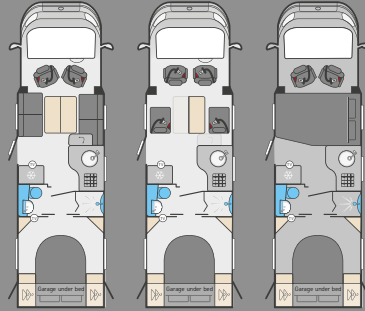
- Note - the additional weight of the tow bar and trailer nose weight increases the rear axle loading of the motorhome so care should be taken that the rear axle load is not exceeded when towing.
  - To ensure adequate road holding, the load on the front axle, under all conditions must not be less than 40% or more than 70% of the total weight. Care must be taken when distributing loads. The loadings above are maximum loadings and must not be exceeded under any circumstances.
  - The maximum trailer weight is limited by the gross train weight which must not be exceeded. For example, if the vehicle has an automatic gear box and is at the maximum MTPLM of 3700kg, then the maximum trailer weight possible is 1800kg. Reducing the weight of the vehicle by removing payload, will allow you to increase the trailer weight up to a maximum of 2000kg.
- Est = Estimate



SWIFT



XTRA  
Hi-STYLE



Model	694
Fiat MultiJet Diesel Engine	140 Auto
Engine Capacity	2.2ltr
Engine Power	140 bhp @3500rpm
Engine Torque	380Nm @ 1400rpm
Roof Profile	Low-line
Wheel Base	4.70m / 15'5"
Seat Belts (inc. driver)	4
Berths (Sleeping Positions)	4
Overall Length	8.22m / 27'0"
Overall Body Width (Mirrors folded)	2.36m / 7'9"
Overall Height	2.88m / 9'5"
Maximum Technical Permissible Laden Mass (A)	3700kg
Mass in Running Order (B)	3360kg
Maximum User Payload (A-B)	340kg
Essential Habitation Equipment	0kg
Thermal Insulation Grade	THREE
Recommended Maximum Trailer Weight	2000kg#
Gross Train Weight	5500kg#
Bed Sizes	694
Front Double	194cm x 133cm / 106cm / 6'4" x 4'4" / 3'6"
Rear Double	183cm x 143cm / 6'0" x 4'8"
Rear Nearside Single	
Rear Offside Single	
Drop Down Bed	



Notes:

- The Maximum User Payload includes:
  - the conventional load (this is the allowance for passengers)
  - essential habitation equipment (items and fluids required for safe and proper functioning of habitation equipment)
  - optional equipment (items available from the manufacturer over and above the standard specification)
  - personal effects (those items not covered by the above)
- The Mass in Running Order is the mass of the unladen vehicle including a 75kg allowance for the driver plus engine coolants and 90% of the fuel tank capacity and 1 x 6kg Calor Life LPG cylinder.

- The MRO is calculated with the fresh water tank empty. If you travel with water in the fresh water tank then the payload will reduce accordingly.
- Please take care to ensure that you have allowed for the masses of all items you intend to carry in the motorhome, e.g. passengers, optional equipment, essential habitation equipment and personal effects, such as clothing, food, pets, bicycles, sailboards, sports equipment etc.
- Warning - under no circumstances should the maximum technical permissible laden mass of the motorhome be exceeded.
- Caution - When fitting a tow bar, it must meet certain minimum requirements as specified by Type Approval Regulations. The bar will have marked on it the approval standard (94/20/EC or 55R ECE) and the maximum download, or nose weight, that it can accept. It must fit the manufacturer's approved mounting points and must not obscure the towing vehicle's number plate.

- Note - the additional weight of the tow bar and trailer nose weight increases the rear axle loading of the motorhome so care should be taken that the rear axle load is not exceeded when towing.
- To ensure adequate road holding, the load on the front axle, under all conditions must not be less than 40% or more than 70% of the total weight. Care must be taken when distributing loads. The loadings above are maximum loadings and must not be exceeded under any circumstances.
- The maximum trailer weight is limited by the gross train weight which must not be exceeded. For example, if the vehicle has an automatic gear box and is at the maximum MTPM of 3700kg, then the maximum trailer weight possible is 1800kg. Reducing the weight of the vehicle by removing payload, will allow you to increase the trailer weight up to a maximum of 2000kg.

Est = Estimate



There is a warm welcome awaiting you at Lowdhams. We look forward to seeing you soon.



[www.lowdhams.com](http://www.lowdhams.com)

**Nottingham**

Lowdham Leisureworld  
 Lowdham Road  
 Gunthorpe Notts  
 NG14 7ES  
 0115 9663838

At Lowdhams we understand what it takes to choose a new motorhome – it is after all, your home from home.

Since 1966 we've built our family-owned business on forging long term relationships with customers and manufacturers, being careful to offer products which will deliver functionality and value, whatever your price range.

**The Lowdhams Difference:**

- A family run business for 60 years with experienced, knowledgeable staff in all departments - multiple product and service award winners
- Multipoint motorhome pre-delivery inspection, number plate included
- Personalised handover (full working demonstration) of your new motorhome
- Overnight stay facility on collection
- Out of hours technical advice line
- Dedicated aftersales team with industry qualified technicians and NCC Approved Workshops
- Finance packages arranged (subject to status)

A true family run business established since **1966**

Put us to the test and find out why so many customers trust Lowdhams to deliver choice, value and service.



The Swift Group Limited (Swift) reserves the right to alter specifications and prices at any time as materials and conditions demand. Distributors and dealers sell Swift products on their own account and not as agents of Swift. Accordingly, they have no authority to bind Swift or to make any representation or undertaking whatsoever on behalf of Swift.

Whilst every effort is made to ensure the information within this brochure is correct, we cannot guarantee this and it cannot be taken as a contractual document. Images are for illustration purposes and may contain items which are not supplied with the motorhome.

**All this and more with**



Every customer becomes a member of our exclusive My Lowdhams Club, which opens up a range of exciting benefits including:

- Discounted Caravan Guard insurance
- Accessories and awnings discount
- Free stays on the rally field
- Exclusive shows and events
- Loyalty bonus on future purchases
- Refer a friend reward
- Free issues of MMM or Caravan Magazine
- Discount walking guides around Great Britain
- 10% discount on specialised leisure vehicle bedding
- 10% discount in Beanies coffee lounge