



SWIFT

XTRA **SPECIAL** **EDITIONS**

SWIFT'S **ONLY** SPECIAL EDITION MOTORHOMES

2025 RANGE

The UK's
ONLY Supplier

Exclusively
LOWDHAMS!



XTRA
VOYAGER



XTRA

VOYAGER

The award-winning Swift Voyager has an enhanced specification for the 2025 season. Already Swift's best-selling motorhome range, the Voyager comes equipped with front cab pleated blinds, external BBQ point, external 230v socket, an external cold water shower and folding travel cup holders as standard. In addition to this our Exclusive 'Xtra' package worth over £2,000 is included in the price, making the Swift Voyager Xtra even better value.

The perfect combination of Ford's drivability and Swift's smart lounge which turns luxury lounge sofas into approved travel seats when needed, giving you the best of both worlds. Available in seven best selling layouts.

For additional features visit


www.lowdhams.com




VOYAGER XTRA PACK HIGHLIGHTS



Status TV aerial



Upgraded luxury upholstery



Microwave oven



Cab carpets



Built in Wi-Fi



KEY ADDITIONAL HIGHLIGHTS:

Ford cab

Ford Transit Skeletal chassis with **NEW** Euro 6E 130bhp, 2.0 litre TDCi EcoBlue engine with 6-speed manual gearbox with an option to upgrade to a 8-speed 165bhp automatic.

External amenities

External cold water shower point, external 230v socket and external BBQ point. Plus streamlined, lightweight **NEW** 120W solar panel and regulator for off-grid adventures.

Garage

Rear garage with lighting, heating and sockets, with access doors on both sides (except 505, 510 and 564).

Dashboard display

Dashboard including **NEW** 12" touchscreen display, DAB/FM RDS Radio with Apple Carplay™ / Android Auto™, USB, Bluetooth, reversing camera and more.

Aguti travelling seats

Fold down Aguti travelling seats that transform into a front parallel lounge. Travelling seats are fitted with ISOfix and cup holders.

Fully equipped kitchen

Fully equipped kitchen with Thetford oven and grill, three burner gas hob, an electric hotplate and a Dometic (Series 10) 133 litre, dual hinged fridge with freezer compartment.

Easy access storage

Spring-assisted lounge seats and bed tops for easy storage access (except travelling seats).

Spacious washroom

Spacious washroom design with a separate shower cubicle and toilet (except 574).

Power shower

Ecocamel Jetstorm showerhead for a powerful shower that uses less water, plus shower duck board.

Comfortable sleeping

Exclusive Duvalay Duvalite Alto mattress, which includes a platinum support layer and reflex foam for superior durability, while memory fibre increases airflow for a more comfortable sleep (fixed and drop down beds).

Truma heating

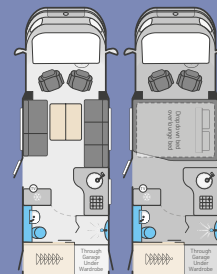
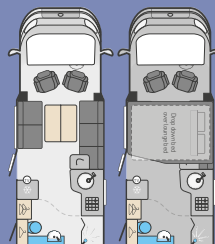
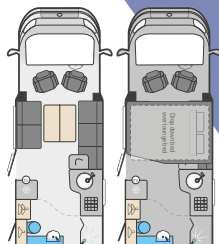
Dual fuel Truma combi boiler for excellent heating efficiency and meeting Grade 3 year-round comfort.

For additional features visit

www.lowdhams.com



VOYAGER



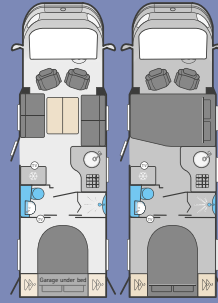
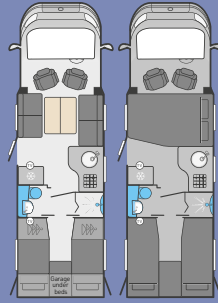
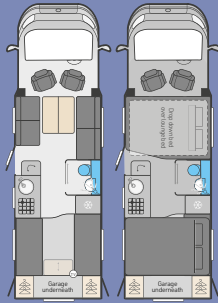
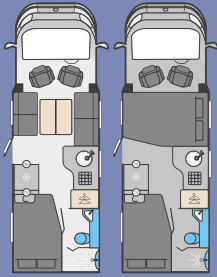
Model	505		510		540	
	Standard	Optional	Standard	Optional	Standard	Optional
Ford EcoBlue diesel engine	130 bhp	165 bhp Auto	130 bhp	165 bhp Auto	130 bhp	165 bhp Auto
Engine Capacity	2.0ltr		2.0ltr		2.0ltr	
Engine Power	130 bhp @3500rpm	165 bhp @3500rpm	130 bhp @3500rpm	165 bhp @3500rpm	130 bhp @3500rpm	165 bhp @3500rpm
Engine Torque	390Nm @ 2500rpm		390Nm @ 2500rpm		390Nm @ 2500rpm	
Roof Profile	Low-line		Low-line		Low-line	
Wheel Base	3.95m / 13' 0"		3.95m / 13' 0"		3.95m / 13' 0"	
Seat Belts (inc. driver)	2		4		4	
Berths (Sleeping Positions)	4		4		4	
Overall Length	6.19m / 20' 4"		6.19m / 20' 4"		7.01m / 23' 0"	
Overall Body Width (Mirrors folded)	2.37m / 7' 9"		2.37m / 7' 9"		2.37m / 7' 9"	
Overall Height	2.87m / 9' 5"		2.87m / 9' 5"		2.86m / 9' 5" Est	
Maximum Technical Permissible Laden Mass (A)	3500kg		3500kg		3500kg	
Mass in Running Order (B)	2845kg	2875kg	2875kg	2905kg	3020kg	3050kg
Maximum User Payload (A-B)	655kg	625kg	625kg	595kg	480kg	450kg
Essential Habitation Equipment	0kg		0kg		0kg	
Thermal Insulation Grade	THREE		THREE		THREE	
Recommended Maximum Trailer Weight	2000kg		2000kg		2000kg	
Gross Train Weight	5500kg#		5500kg#		5500kg#	
Bed Sizes	505		510		540	
Front Double	194cm x 165cm / 114cm / 6'4" x 5'10" / 3'9"		194cm x 165 / 114cm / 6'4" x 5'10" / 3'9"		194cm x 165 / 114cm / 6'4" x 5'10" / 3'9"	
Rear Double						
Rear Nearside Single						
Rear Offside Single						
Drop Down Bed	189cm x 150cm / 6'2" x 4'11"		189cm x 150cm / 6'2" x 4'11" Est		189cm x 150cm / 6'2" x 4'11" Est	

Notes:

- The Maximum User Payload includes:
 - the conventional load (this is the allowance for passengers)
 - essential habitation equipment (items and fluids required for safe and proper functioning of habitation equipment)
 - optional equipment (items available from the manufacturer over and above the standard specification)
 - personal effects (those items not covered by the above)
- The Mass in Running Order is the mass of the unladen vehicle including a 75kg allowance for the driver plus engine coolants and 90% of the fuel tank capacity and 1 x 6kg Calor Life LPG cylinder.

- The MRO is calculated with the fresh water tank empty. If you travel with water in the fresh water tank then the payload will reduce accordingly.
- Please take care to ensure that you have allowed for the masses of all items you intend to carry in the motorhome, e.g. passengers, optional equipment, essential habitation equipment and personal effects, such as clothing, food, pets, bicycles, sailboards, sports equipment etc.
- Warning - under no circumstances should the maximum technical permissible laden mass of the motorhome be exceeded.
- Caution - When fitting a tow bar, it must meet certain minimum requirements as specified by Type Approval Regulations. The bar will have marked on it the approval standard ('94/20/EC or 55R ECE) and the maximum download, or nose weight, that it can accept. It must fit the manufacturer's approved mounting points and must not obscure the towing vehicle's number plate.

- Note - the axle loading may exceed the maximum permitted axle loading.
- To ensure correct loading, the mass should not be less than the minimum permitted mass under any circumstances.
- The maximum mass should not be exceeded. The trailer weight will allow you to calculate the maximum mass.
- Est = Estimate



564		574		584		594	
Standard	Optional	Standard	Optional	Standard	Optional	Standard	Optional
130 bhp	165 bhp Auto	130 bhp	165 bhp Auto	130 bhp	165 bhp Auto	130 bhp	165 bhp Auto
2.0ltr		2.0ltr		2.0ltr		2.0ltr	
130 bhp @3500rpm	165 bhp @3500rpm	130 bhp @3500rpm	165 bhp @3500rpm	130 bhp @3500rpm	165 bhp @3500rpm	130 bhp @3500rpm	165 bhp @3500rpm
390Nm @ 2500rpm		390Nm @ 2500rpm		390Nm @ 2500rpm		390Nm @ 2500rpm	
Low-line		Low-line		Low-line		Low-line	
3.95m / 13' 0"		4.52m / 14' 10"		4.52m / 14' 10"		4.52m / 14' 10"	
4		4		4		4	
4		6		4		4	
7.22m / 23' 8"		7.73m / 25' 4"		7.85m / 25' 9"		7.85m / 25' 9"	
2.37m / 7' 9"		2.37m / 7' 9"		2.37m / 7' 9"		2.37m / 7' 9"	
2.86m / 9' 5"		2.87m / 9' 5"		2.87m / 9' 5"		2.87m / 9' 5"	
3500kg		3500kg		3500kg		3500kg	
3005kg	3035kg	3130kg	3160kg	3090kg	3120kg	3110kg	3140kg
495kg	465kg	370kg	340kg	410kg	380kg	390kg	360kg
0kg		0kg		0kg		0kg	
THREE		THREE		THREE		THREE	
2000kg		2000kg		2000kg		2000kg	
5500kg#		5500kg#		5500kg#		5500kg#	
564		574		584		594	
194cm x 132cm / 105cm / 6'4" x 4'4" / 3'5"		194cm x 165cm / 114cm / 6'4" x 5'10" / 3'9"		194cm x 132 / 105cm / 6'4" x 4'4" / 3'5"		194cm x 132 / 105cm / 6'4" x 4'4" / 3'5"	
188cm x 129cm / 6'2" x 4'3"		202cm x 131cm / 6'8" x 4'4"		206cm x 115cm / 6'9" x 3'9"		206cm x 115cm 6'9" x 3'9"	
				195cm x 78cm / 6'5" x 2'7"			
				195cm x 78cm / 6'5" x 2'7"			
		189cm x 150cm / 6'2" x 4'11"					

Additional weight of the tow bar and trailer nose weight increases the rear loading of the motorhome so care should be taken that the rear axle load is not exceeded when towing.

For adequate road holding, the load on the front axle, under all conditions must not exceed more than 40% or more than 70% of the total weight. Care must be taken when towing heavy loads. The loadings above are maximum loadings and must not be exceeded in any circumstances.

The maximum trailer weight is limited by the gross train weight which must not be exceeded. For example, if the vehicle is plated at 3550kg MTPLM, then the maximum trailer weight is 1950kg. Reducing the weight of the vehicle by removing payload, will allow you to increase the trailer weight up to a maximum of 2000kg.



There is a warm welcome awaiting you at Lowdhams. We look forward to seeing you soon.

At Lowdhams we understand what it takes to choose a new motorhome – it is after all, your home from home.

Since 1966 we've built our family-owned business on forging long term relationships with customers and manufacturers, being careful to offer products which will deliver functionality and value, whatever your price range.

The Lowdhams Difference:

- A family business for over 55 years with experienced, knowledgeable staff in all departments - multiple product and service award winners
- Multipoint motorhome pre-delivery inspection, number plate included
- Personalised handover (full working demonstration) of your new motorhome
- Overnight stay facility on collection
- Out of hours technical advice line
- Dedicated aftersales team with industry qualified technicians and NCC Approved Workshops
- Finance packages arranged (subject to status)

All this and more with



Every customer becomes a member of our exclusive My Lowdhams Club, which opens up a range of exciting benefits including:

- Discounted Caravan Guard insurance
- Accessories and awnings discount
- Free stays on the rally field
- Exclusive shows and events
- Loyalty bonus on future purchases
- Refer a friend reward
- Free issues of MMM or Caravan Magazine
- Discount walking guides around Great Britain
- 10% discount on specialised leisure vehicle bedding
- 10% discount in Beanies coffee lounge



www.lowdhams.com

Nottingham

Lowdhams Leisureworld
Lowdham Road
Gunthorpe Notts
NG14 7ES
0115 9663838



A true family
run business
established since

1966

Put us to the test and find out
why so many customers trust
Lowdhams to deliver choice,
value and service.

The Swift Group Limited (Swift) reserves the right to alter specifications and prices at any time as materials and conditions demand. Distributors and dealers sell Swift products on their own account and not as agents of Swift. Accordingly, they have no authority to bind Swift or to make any representation or undertaking whatsoever on behalf of Swift.

Whilst every effort is made to ensure the information within this brochure is correct, we cannot guarantee this and it cannot be taken as a contractual document. Images are for illustration purposes and may contain items which are not supplied with the motorhome.