



United Kingdom & Ireland

Made in Germany

# Motorhomes

Sunlight 

2022/1  
[sunlight.de/en](https://sunlight.de/en)

# Important information regarding the selection of your motorhome

When buying a motorhome, camper van or urban vehicle (hereafter: motorhome), it is particularly important to choose the right layout and an appealing design. In addition, weight also plays an essential role. Family, friends, optional equipment, accessories and baggage – space must be available for all of these. At the same time, there are legal and technical limits to the configuration and load. Every motorhome is designed for a certain weight, which may not be exceeded during driving. For motorhome buyers, this raises the question: How should I configure my vehicle to accommodate passengers, baggage and accessories according to my needs without the vehicle exceeding this maximum weight? In order to make this decision easier for you, we provide you below with a few tips that are particularly important when selecting your vehicle from our portfolio:

1. The technically permissible maximum laden mass...

... is a value set by the manufacturer which the vehicle may not exceed. Sunlight specifies a layout-related upper limit for the vehicle, which can vary from layout to layout (e.g. 3,500 kg, 4,400 kg). You can find the corresponding specification for each layout in the technical data.

Permitted seats (including driver)*	4
Berths	2–3 <sup>OPT</sup>
Length / Width / Height (cm)	595 / 214 / 287
Headroom in living area (cm)	195
Standard chassis	Citroën Jumper
Standard engine	2.2 BlueHDI
kW (hp)	103 (140)
Mass in running order* (kg)	2679 (2545–2813)*
Manufacturer-specified mass for optional equipment* (kg)	497
Technically permissible maximum laden mass* (kg)	3500

2. The mass in running order...

... consists – to put it simply – of the basic vehicle with standard equipment plus a standard weight of 75 kg for the driver. It is legally permissible and possible for the mass in running order of your vehicle to deviate from the nominal value stated in the sales documents. The permissible tolerance is ± 5 %. The permissible range in kilograms is given in brackets after the mass in running order. In order to provide you with full transparency regarding possible weight deviations, Sunlight weighs each vehicle at the end of the line and informs your trade partner of your vehicle’s weighing result for forwarding to you. Detailed explanations on the subject of mass in running order can be found in the “Legal Information” section.

3. The permitted number of seats (including driver)...

... is determined by the manufacturer in what is referred to as the type-approval procedure. This results in what is referred to as the mass of the passengers. For this, a standard weight of 75 kg per passenger (without driver) is calculated. Detailed explanations on the subject of mass of the passengers can be found in the “Legal Information” section

Permitted seats (including driver)*	4
Berths	2–3 <sup>OPT</sup>
Length / Width / Height (cm)	595 / 214 / 287
Headroom in living area (cm)	195
Standard chassis	Citroën Jumper
Standard engine	2.2 BlueHDI
kW (hp)	103 (140)
Mass in running order* (kg)	2679 (2545–2813)*
Manufacturer-specified mass for optional equipment* (kg)	497
Technically permissible maximum laden mass* (kg)	3500

4. The manufacturer-specified mass for optional equipment...

... is a value set by Sunlight per layout for the maximum mass of optional equipment that can be ordered. This limit is intended to ensure that the minimum pay-mass, i.e. the legally prescribed free mass for baggage and retrofitted accessories, is actually available for the vehicle load capacity of the vehicles delivered by Sunlight. If, in exceptional cases, the weighing at the end of the line nevertheless shows that the actual load capacity falls short of the minimum pay-mass due to a permissible weight deviation, we will check together with your trade partner and you whether we should, for example, increase the load capacity of the vehicle, reduce the number of seats or remove optional equipment before delivering the vehicle. Detailed explanations on the subject of the effects of the tolerances on the minimum pay-mass and the payload can be found in the “Legal Information” section.

 COMFORT	Sales price	Additional weight*
Bed conversion for seating area <sup>4)</sup>	€ 299,—	5 kg
Carpet	€ 259,—	5 kg
Wooden duckboard for the shower tray	€ 79,—	2 kg
Foldable window blinds	€ 599,—	7,5 kg

SAFETY

- Lane Control
- Rain and Dusk Sensor
- Traffic Sign and High Beam Recognition
- Matrix Instrument Cluster

+ 0,7 kg \*

Package Price

€ 999,—

5. The additional weight of optional equipment and packages...

... increases the actual mass of the vehicle (= mass in running order plus selected optional equipment) and reduces the pay-mass. The specified value shows the additional weight compared to the standard equipment of the respective layout. The total weight of the selected packages and optional equipment must not exceed the manufacturer-specified mass for optional equipment.



# Motorhomes Adventure Edition



**Soft furnishing  
Adventure**









T 68







T 68





T 68



T 68



T 68























# Models Overview

## Adventure Edition



	T 67 S	T 68	T 69 L
Price £.	£ 67.300,–	£ 68.900,–	£ 68.900,–
Permitted seats (including driver)*	4	4–5 OPT	4–5 OPT
Berths	2–4 OPT	2–5 OPT	3–5 OPT
Length / Width / Height (cm)	696 / 232 / 293	740 / 232 / 293	740 / 232 / 293
Headroom in living area (cm)	210	210	210
Standard chassis	Fiat Ducato	Fiat Ducato	Fiat Ducato
Standard engine	2.2 Multijet	2.2 Multijet	2.2 Multijet
kW (hp)	103 (140)	103 (140)	103 (140)
Mass in running order* (kg)	2936 (2789–3083)*	3012 (2861–3163)*	3017 (2866–3168)*
Manufacturer-specified mass for optional equipment* (kg)	229	145	144
Technically permissible maximum laden mass* (kg)	3500	3500	3500
Technically permissible towing weight 12 % braked (unbraked) (kg)	2000 (750)	2000 (750)	2000 (750)
Tire size	225/75 R 16 CP	225/75 R 16 CP	225/75 R 16 CP
Wheelbase (cm)	380	404	404
Bed size overcab / pull-down bed (cm)	195 × 140–110 OPT	195 × 140–110 OPT	195 × 140–110 OPT
Bed dimension: Central / middle bed, L x W (cm)	–	210 × 65 OPT	210 × 65
Bed dimension: Rear bed, L x W (cm)	190 × 80 200 × 80 190–200 × 210	210 × 80 215 × 80 210–215 × 210	195 × 150
Refrigerator volume incl. freezer (l)	156 (29)	156 (29)	156 (29)
Heating type	Combi 6 E	Combi 6 E	Combi 6 E
Total fresh water tank capacity / fresh water tank when driving filled (l)	122 / 20	122 / 20	122 / 20
Waste water tank (l)	92	92	92
Sockets: 230 V	4	5	5
Sockets: USB	4	4	4
Inner dimensions storage locker right/ left W x H (cm)	98 × 110 75 × 110	95 × 110 75 × 80	105 × 90 65 × 90
Storage space for two gas cylinders with filling weight (kg)	2 × 11	2 × 11	2 × 11

OPT) Optional / – not possible



The specified mass in running order is a default value defined in the type-approval procedure. Due to manufacturing tolerances, the actual weighed mass in running order may deviate from the value stated above. Deviations of up to ± 5 % of the mass in running order are legally permissible and possible. The permissible range in kilograms is given in brackets after the mass in running order. The manufacturer-specified mass for optional equipment is a calculated value for each type and layout that Sunlight uses to determine the maximum weight available for factory-fitted optional equipment. The limitation of optional equipment is intended to ensure that the minimum pay-mass, i.e. the legally prescribed free mass for baggage and retrofitted accessories, is actually available for the vehicle load capacity of the vehicles delivered by Sunlight.

The real weight of your vehicle ex works can only be determined when it is weighed at the end of the line. If, in exceptional cases, the weighing shows that the actual load capacity falls below theminimum pay-mass despite limiting the optional equipment due to a permissible weight deviation, we will check together with your trade partner and you whether we should, for example, increase the load capacity of the vehicle, reduce the number of seats or remove optional equipment before delivering the vehicle. The technically permissible maximum laden mass of the vehicle and the technically permissible maximum mass on the axle must not be exceeded. Detailed information & explanations on the subject of weight and the configuration of the vehicle can be found in the section Legal information.



	I 67 S	I 68	I 69 L
Price £.	£ 77.700,–	£ 79.600,–	£ 79.600,–
Permitted seats (including driver)*	4	4–5 OPT	4–5 OPT
Berths	4	4–5 OPT	5
Length / Width / Height (cm)	698 / 232 / 293	741 / 232 / 293	741 / 232 / 293
Headroom in living area (cm)	210	210	210
Standard chassis	Fiat Ducato	Fiat Ducato	Fiat Ducato
Standard engine	2.2 Multijet	2.2 Multijet	2.2 Multijet
kW (hp)	103 (140)	103 (140)	103 (140)
Mass in running order* (kg)	2994 (2844–3144)*	3051 (2898–3204)*	3066 (2913–3219)*
Manufacturer-specified mass for optional equipment* (kg)	171	110	95
Technically permissible maximum laden mass* (kg)	3500	3500	3500
Technically permissible towing weight 12 % braked (unbraked) (kg)	2000 (750)	2000 (750)	2000 (750)
Tire size	225/75 R 16 CP	225/75 R 16 CP	225/75 R 16 CP
Wheelbase (cm)	380	404	404
Bed size overcab / pull-down bed (cm)	200 × 150	200 × 150	200 × 150
Bed dimension: Central / middle bed, L x W (cm)	–	210 × 65 OPT	210 × 65
Bed dimension: Rear bed, L x W (cm)	190 × 80 200 × 80 190–200 × 210	210 × 80 215 × 80 210–215 × 210	195 × 150
Refrigerator volume incl. freezer (l)	156 (29)	156 (29)	156 (29)
Heating type	Combi 6 E	Combi 6 E	Combi 6 E
Total fresh water tank capacity / fresh water tank when driving filled (l)	122 / 20	122 / 20	122 / 20
Waste water tank (l)	92	92	92
Sockets: 230 V	4	5	5
Sockets: USB	4	4	4
Inner dimensions storage locker right/ left W x H (cm)	95 × 110 75 × 80	95 × 110 75 × 80	105 × 90 65 × 90
Storage space for two gas cylinders with filling weight (kg)	2 × 11	2 × 11	2 × 11

OPT) Optional / – not possible



The specified mass in running order is a default value defined in the type-approval procedure. Due to manufacturing tolerances, the actual weighed mass in running order may deviate from the value stated above. Deviations of up to ± 5 % of the mass in running order are legally permissible and possible. The permissible range in kilograms is given in brackets after the mass in running order. The manufacturer-specified mass for optional equipment is a calculated value for each type and layout that Sunlight uses to determine the maximum weight available for factory-fitted optional equipment. The limitation of optional equipment is intended to ensure that the minimum pay-mass, i.e. the legally prescribed free mass for baggage and retrofitted accessories, is actually available for the vehicle load capacity of the vehicles delivered by Sunlight.

The real weight of your vehicle ex works can only be determined when it is weighed at the end of the line. If, in exceptional cases, the weighing shows that the actual load capacity falls below theminimum pay-mass despite limiting the optional equipment due to a permissible weight deviation, we will check together with your trade partner and you whether we should, for example, increase the load capacity of the vehicle, reduce the number of seats or remove optional equipment before delivering the vehicle. The technically permissible maximum laden mass of the vehicle and the technically permissible maximum mass on the axle must not be exceeded. Detailed information & explanations on the subject of weight and the configuration of the vehicle can be found in the section Legal information.



# Standard equipment



## BASIC VEHICLE



- Fiat Ducato 3.500 kg - 2.2 Multijet - 103 kW / 140 BHP Euro 6 - 6-speed manual gearbox
- Cruise control
- Eco Pack Start & Stop function incl. booster
- Manual cab air conditioning
- Wide-track chassis
- Front Wheel Drive
- Daytime running lights, integrated in headlights
- Driver airbag
- Passenger airbag
- ABS, EBD, ESP incl. ABS and hillholder
- Electric operated cab windows and central locking<sup>3)</sup>
- Electric and heated mirrors
- Panoramic laminated glass windshield all-round<sup>4)</sup>
- Low vibration, electrical and heated cab mirrors in coach optic with wide angle<sup>4)</sup>
- Fix & Go breakdown kit
- Central cup holder
- Comfortable driving experience with rear and front axle stabilizers
- Disc brakes, heat convection, tachometer, power steering, immobiliser, 3-point seat belt
- Tablet holder and USB port
- Driver and passenger seats with armrests & upholstered covers
- Driver and passenger seats swivel
- Height and rake adjustment for driver seat (passanger seat as an option)

## BATHROOM



- Variobath<sup>7)</sup>
- Spacious bathroom with separate shower on the opposite side<sup>8)</sup>
- Swivel cassette toilet with electric flush
- Large mirrors
- Roof vent with integrated flyscreen blind (depending on model)
- Flexible railing system with two hooks
- Clothes rail in bathroom

## CONVERSION



- 7-year water ingress warranty<sup>9)</sup>
- GRP (glass fibre reinforced plastic) roof and rear wall
- Aluminium sidewalls
- Roof and sidewall thickness: 34mm, floor thickness: 41mm
- Rear moulding with integrated lights in three parts
- Cab blinds for best insulation and privacy shield<sup>4)</sup>
- High quality entrance door with ergonomic handle inside and outside
- Flyscreen door (one-piece)
- Double glazed hinged window with cassette blinds and flyscreens (except for bathroom)
- Roof light with frosted perspex glas and flyscreen
- Electric entrance step<sup>1)</sup>
- Coupé entrance<sup>4)</sup>
- Large rear garage with lowered frame, lashing rings and interior lighting (depending on model)
- Splash water seals for the exterior storage locker and doors
- Payload in garage up to 150 kg

## COMFORT



- Isofix for 2 seats
- Ergonomically shaped upholstery for improved seat comfort
- L-shape lounge with free-standing and rotating table<sup>6)</sup>
- Table extension<sup>7)</sup>
- High-quality mattress in all beds
- Mattress cover removable and washable
- Wooden slatted frame in all fixed-beds for better sleeping comfort
- Pull-down bed with Clima-Plux elements as standard on A-Class models
- Ventilation for storage locker and seat backrest
- Spacious storage compartments and storage options
- Furniture colour Sensual Oakand Cosy White
- Floor CClassic Ambience
- Carpet

## INSTALLATIONS



- Overhead locker with integrated LED light
- High-performance, maintenance-free leisure battery (95 Ah AGM)
- Bord-control-panel supplies information about filling levels and battery capacity
- Automatic switching and separating systems for starter and leisure battery as well as for refrigerator
- Electric charger for leisure and vehicle battery 12 V / 18 A
- CEE 230 V external socket with safety device
- Residual Current Device (RCD)
- LED interior light
- LED-Awning light
- 4x USB Socket (layout depending)
- Heating Combi 6 E (with el. heating element) incl. digital control panel
- Oven in kitchen

## KITCHEN



- Ergonomically arranged kitchen with spacious work top
- Large drawers with soft-close in the kitchen unit
- 3-burner hob with cast iron pan support and glass lid
- Large, round kitchen sink in stainless steel with black glass lid
- Water tank incl. boiler 122 l, waste water tank 92 l
- Waste bin
- Flexible railing system with two hooks
- LED light-band

## HEATING / GAS SUPPLY



- Gas bottle locker for 2 x 11 kg gas bottles
- Gas control valves easily accessible and centrally arranged

## SOFT FURNISHING



- Soft furnishing Adventure

# Extended Special edition features

## Best value for money

[sunlight.de/en](https://sunlight.de/en)

→ Fiat Ducato 3.500 kg - 2.2 Multijet - 103 kW / 140 BHP Euro 6 - 6-speed manual gearbox

→ Chassis colour black<sup>1)</sup>

→ Painted bumper<sup>1)</sup>

→ FIAT original 16" alloy wheels for Light Chassis

→ Soft furnishing Adventure

→ Adventure Decals

→ Cab sunroof<sup>1)</sup>

→ High quality entrance door with window

→ Framed windows

→ High-level rear light cluster

→ 90l fuel tank

→ 2nd external storage door (size depends on layout)

→ Large 156 l fridge with separate 29 l freezer compartment

→ Bed conversion for seating area<sup>2)</sup>

→ Bed conversion single to double bed<sup>3)</sup>

→ Pre-cabling reversing camera







→ Headlights with black frame<sup>1)</sup>

→ Basic Pack

→ Style Pack



# Optional extras

 BASIC VEHICLE	Price	Additional weight*	T 67 S AE	T 68 AE	T 69 L AE	I 67 S AE	I 68 AE	I 69 L AE
Fiat Ducato 3.500 kg 2.2 Multijet - 103 kW / 140 BHP Euro 6 - 9-speed automatic gearbox	£ 3.560,-	55 kg	•	•	•	•	•	•
Traction +	£ 110,-	0,5 kg	–	•	•	◦	◦	◦
16" alloy wheels black matt <sup>8)</sup>	£ 910,-	10 kg	•	•	•	•	•	•
Multifunction steering wheel	£ 110,-	0,4 kg	•	•	•	•	•	•
Full LED Headlamps incl. wiping indicators and LED daytime running lights	£ 1.120,-	/	•	•	•	–	–	–
Full Digital Cluster (Only in conjunction with multifunction steering wheel)	£ 610,-	0,3 kg	•	•	•	•	•	•
Wireless Phone Charger <sup>9)</sup>	£ 280,-	/	•	•	•	•	•	•
Automatic air conditioning	£ 420,-	/	•	•	•	•	•	•
LED daytime running lights <sup>10)</sup>	£ 430,-	/	•	•	•	–	–	–
 WEIGHT INCREASE								
Weight increase to 3,65 t (no chassis modification)*	£ 210,-	/	•	•	•	•	•	•
 CONVERSION								
Two rear corner steadies	£ 260,-	6 kg	•	•	•	•	•	•
Insulated waste water tank	£ 140,-	8 kg	•	•	•	•	•	•
 COMFORT								
Bed conversion for seating area <sup>7)</sup>	£ 260,-	5 kg	–	•	◦	–	•	◦
Pull-down bed with Clima-Plux elements	£ 1.260,-	44 kg	•	•	•	◦	◦	◦
5th seat on side bench with seat belt* <sup>11)</sup>	£ 340,-	15 kg	–	•	•	–	•	•
Wooden duckboard for the shower tray	£ 70,-	2 kg	•	•	•	•	•	•
Foldable window blinds	£ 510,-	7,5 kg	•	•	•	◦	◦	◦
 INSTALLATIONS								
Second AGM leisure battery 95 Ah	£ 260,-	27 kg	•	•	•	•	•	•
Floor heating electric in living area	£ 430,-	6 kg	•	•	•	•	•	•
12V TV pre-cabling incl. flat screen holder	£ 170,-	3 kg	•	•	•	•	•	•
Pre-cabling solar system	£ 130,-	2 kg	•	•	•	•	•	•
 PACKS								
Safety Pack	£ 900,-	0,5 kg	•	•	•	–	–	–
Easy Driving Pack	£ 770,-	0,3 kg	•	•	•	–	–	–

◦ Standard equipment / • Optional extras / ■ Obligatory / – not possible



## \*INFORMATION

The factory installation of optional equipment increases the actual mass of the vehicle and reduces the pay-mass. The additional weight indicated for packages and optional equipment shows the additional weight compared to the standard equipment of the respective model or layout.

The total weight of the selected optional equipment must not exceed the manufacturer-specified mass for optional equipment shown in the model overviews. This is a calculated value for each type and layout that Sunlight uses to determine the maximum weight available for factory-fitted optional equipment.

Detailed information and explanations on the subject of weight can be found in the Legal information section.

An increase of load capacity increases the manufacturer-specified mass for optional equipment. The increase results from the higher pay-mass due to the alternative chassis. The increased tare weight of the alternative chassis and, in particular, the weight for any mandatory heavier engine variants (e.g. 180 hp) must be deducted from this.



# Packages

## Low Profiles and Coachbuilts

BASIC PACK

+ 29 kg\*

- Radio pre-wiring including speakers
- Radio aerial integrated in mirror
- Height-adjustable passenger seat
- Panoramic roof light over kitchen area
- Clear glass roof light 40 × 40
- Shower cubicle lining
- Mirror with indirect lighting and coat hooks
- Captain chairs with covers
- Additional power outlet in overhead locker above the kitchen unit
- Power outlet in the garage

Comes standard in the UK

STYLE PACK

+ 0 kg\*

- Leather steering wheel and gear knob in leather trim
- Air outlets with applications silver (Techno-Trim)
- Radiator grill in glossy black

Comes standard in the UK

SAFETY PACK

+ 0,5 kg\*

- Full Brake Control with Pedestrian Detection
- Lane Control
- Rain and Dusk Sensor
- Traffic Sign and High Beam Recognition

Package price

£ 900,—

EASY DRIVING PACK

+ 0,3 kg\*

- Adaptive Cruise Control
- Intelligent Speed Assist
- Driver Drowsiness Detection

Package price

£ 770,—



\*INFORMATION

The factory installation of optional equipment increases the actual mass of the vehicle and reduces the pay-mass. The additional weight indicated for packages and optional equipment shows the additional weight compared to the standard equipment of the respective model or layout.  
The total weight of the selected optional equipment must not exceed the manufacturer-specified mass for optional equipment shown in the model overviews. This

is a calculated value for each type and layout that Sunlight uses to determine the maximum weight available for factory-fitted optional equipment. Detailed information and explanations on the subject of weight can be found in the Legal information section.

# Packages

## A-Class

BASIC PACK

+ 39,5 kg\*

- Radio pre-wiring with loudspeakers and roof antenna
- Height-adjustable passenger seat
- Panoramic roof light over lounging area
- Clear glass roof light 40 × 40
- Shower cubicle lining
- Mirror with indirect lighting and coat hooks
- Pilote seats with covers
- Additional power outlet in overhead locker above the kitchen unit
- Power outlet in the garage
- Driver´s cab door left
- Clear glass roof light 40 × 40 (above pull-down bed)

Comes standard in the UK

STYLE PACK

+ 0 kg\*

- Leather steering wheel and gear knob in leather trim
- Air outlets with applications silver (Techno-Trim)
- Design Intakes

Comes standard in the UK

- 1) For low-profile models.

2) For T 69L, I 69L.

3) For T 68, I 68, T 67S, I67S.

4) For Integrated models

5) The water ingress warranty conditions of Sunlight GmbH apply.

6) For T 68, T 69L, I 68, I 69L.

7) For T 67S, I67S.

8) Not in conjunction with Maxi Chassis and/or automatic.

9) Only in conjunction with automatic air conditioning.

10) Not in conjunction with full LED headlights.

11) When ordering the option "5th seat on side bench with safety belt", the interior storage space flap is not applicable. An optional 5th seat should be taken into account as a regular seat when calculating the minimum payload and passenger mass . To obtain a 5th seat, it must be ensured that the minimum payload is maintained and all other legal mass values are observed. For detailed information, please contact our trading partners.



\*INFORMATION

The factory installation of optional equipment increases the actual mass of the vehicle and reduces the pay-mass. The additional weight indicated for packages and optional equipment shows the additional weight compared to the standard equipment of the respective model or layout.  
The total weight of the selected optional equipment must not exceed the manufacturer-specified mass for optional equipment shown in the model overviews. This

is a calculated value for each type and layout that Sunlight uses to determine the maximum weight available for factory-fitted optional equipment. Detailed information and explanations on the subject of weight can be found in the Legal information section.



# Motorhomes Standard



**Soft furnishing  
Maui Beach**



**Soft furnishing  
Macadamia**





Sunlight

RV SL 7002









T 69 LC



T 69 LC



T 69 LC



T 69LC



T 67 S











# Models Overview

## Low Profiles



	T 58	T 67 S	T 67
Price £.	£ 59.900,–	£ 63.400,–	£ 64.900,–
Permitted seats (including driver)*	4	4	4–5 <sup>OPT</sup>
Berths	2–3 <sup>OPT</sup>	2–4 <sup>OPT</sup>	2–5 <sup>OPT</sup>
Length / Width / Height (cm)	595 / 232 / 290	696 / 232 / 290	735 / 232 / 290
Headroom in living area (cm)	195	210	210
Standard chassis	Fiat Ducato	Fiat Ducato	Fiat Ducato
Standard engine	2.2 Multijet	2.2 Multijet	2.2 Multijet
kW (hp)	103 (140)	103 (140)	103 (140)
Mass in running order* (kg)	2772 (2633–2911)*	2897 (2752–3042)*	2951 (2803–3099)*
Manufacturer-specified mass for optional equipment* (kg)	404	268	211
Technically permissible maximum laden mass* (kg)	3500	3500	3500
Technically permissible towing weight 12 % braked (unbraked) (kg)	2000 (750)	2000 (750)	2000 (750)
Tire size	215/70 R 15 CP	215/70 R 15 CP	215/70 R 15 CP
Wheelbase (cm)	345	380	404
Bed size overcab / pull-down bed (cm)	–	195 × 140–110 <sup>OPT</sup>	195 × 140–110 <sup>OPT</sup>
Bed dimension: Central / middle bed, L x W (cm)	–	–	210 × 100 <sup>OPT</sup>
Bed dimension: Rear bed, L x W (cm)	200 × 135–115	190 × 80 200 × 80 200–190 × 210	205 × 80 210 × 80 210–205 × 210
Refrigerator volume incl. freezer (l)	98 (14)	156 (29)	156 (29)
Heating type	Combi 6 E	Combi 6 E	Combi 6 E
Total fresh water tank capacity / fresh water tank when driving filled (l)	122 / 20	122 / 20	122 / 20
Waste water tank (l)	92	92	92
Sockets: 230 V	5	4	4
Sockets: USB	4	4	4
Inner dimensions storage locker right/ left W x H (cm)	65 × 75	95 × 110 75 × 80 <sup>OPT*</sup>	95 × 110 75 × 80 <sup>OPT*</sup>
Storage space for two gas cylinders with filling weight (kg)	2 × 11	2 × 11	2 × 11

<sup>OPT</sup>) Optional / – not possible



	T 68	T 69 L	T 69 LC
Price £.	£ 64.900,–	£ 64.600,–	£ 64.900,–
Permitted seats (including driver)*	4–5 <sup>OPT</sup>	4–5 <sup>OPT</sup>	4
Berths	2–5 <sup>OPT</sup>	2–5 <sup>OPT</sup>	2–5 <sup>OPT</sup>
Length / Width / Height (cm)	740 / 232 / 290	740 / 232 / 290	740 / 232 / 290
Headroom in living area (cm)	210	210	210
Standard chassis	Fiat Ducato	Fiat Ducato	Fiat Ducato
Standard engine	2.2 Multijet	2.2 Multijet	2.2 Multijet
kW (hp)	103 (140)	103 (140)	103 (140)
Mass in running order* (kg)	2973 (2824–3122)*	2976 (2827–3125)*	2991 (2841–3141)*
Manufacturer-specified mass for optional equipment* (kg)	188	185	170
Technically permissible maximum laden mass* (kg)	3500	3500	3500
Technically permissible towing weight 12 % braked (unbraked) (kg)	2000 (750)	2000 (750)	2000 (750)
Tire size	215/70 R 15 CP	215/70 R 15 CP	215/70 R 15 CP
Wheelbase (cm)	404	404	404
Bed size overcab / pull-down bed (cm)	195 × 140–110 <sup>OPT</sup>	195 × 140–110 <sup>OPT</sup>	195 × 140–110 <sup>OPT</sup>
Bed dimension: Central / middle bed, L x W (cm)	210 × 65 <sup>OPT</sup>	210 × 65 <sup>OPT</sup>	210 × 93 <sup>OPT</sup>
Bed dimension: Rear bed, L x W (cm)	210 × 80 215 × 80 215–210 × 210	195 × 150	195 × 150
Refrigerator volume incl. freezer (l)	156 (29)	156 (29)	156 (29)
Heating type	Combi 6 E	Combi 6 E	Combi 6 E
Total fresh water tank capacity / fresh water tank when driving filled (l)	122 / 20	122 / 20	122 / 20
Waste water tank (l)	92	92	92
Sockets: 230 V	5	5	5
Sockets: USB	4	4	4
Inner dimensions storage locker right/ left W x H (cm)	95 × 110 75 × 80 <sup>OPT</sup>	105 × 90 65 × 90	105 × 90 65 × 90
Storage space for two gas cylinders with filling weight (kg)	2 × 11	2 × 11	2 × 11

<sup>OPT</sup>) Optional / – not possible



### \*INFORMATION

The specified mass in running order is a default value defined in the type-approval procedure. Due to manufacturing tolerances, the actual weighed mass in running order may deviate from the value stated above. Deviations of up to ± 5 % of the mass in running order are legally permissible and possible. The permissible range in kilograms is given in brackets after the mass in running order. The manufacturer-specified mass for optional equipment is a calculated value for each type and layout that Sunlight uses to determine the maximum weight available for factory-fitted optional equipment. The limitation of optional equipment is intended to ensure that the minimum pay-mass, i.e. the legally prescribed free mass for baggage and retrofitted accessories, is actually available for the vehicle load capacity of the vehicles delivered by Sunlight.

The real weight of your vehicle ex works can only be determined when it is weighed at the end of the line. If, in exceptional cases, the weighing shows that the actual load capacity falls below theminimum pay-mass despite limiting the optional equipment due to a permissible weight deviation, we will check together with your trade partner and you whether we should, for example, increase the load capacity of the vehicle, reduce the number of seats or remove optional equipment before delivering the vehicle. The technically permissible maximum laden mass of the vehicle and the technically permissible maximum mass on the axle must not be exceeded. Detailed information & explanations on the subject of weight and the configuration of the vehicle can be found in the section Legal information.



### \*INFORMATION

The specified mass in running order is a default value defined in the type-approval procedure. Due to manufacturing tolerances, the actual weighed mass in running order may deviate from the value stated above. Deviations of up to ± 5 % of the mass in running order are legally permissible and possible. The permissible range in kilograms is given in brackets after the mass in running order. The manufacturer-specified mass for optional equipment is a calculated value for each type and layout that Sunlight uses to determine the maximum weight available for factory-fitted optional equipment. The limitation of optional equipment is intended to ensure that the minimum pay-mass, i.e. the legally prescribed free mass for baggage and retrofitted accessories, is actually available for the vehicle load capacity of the vehicles delivered by Sunlight.

The real weight of your vehicle ex works can only be determined when it is weighed at the end of the line. If, in exceptional cases, the weighing shows that the actual load capacity falls below theminimum pay-mass despite limiting the optional equipment due to a permissible weight deviation, we will check together with your trade partner and you whether we should, for example, increase the load capacity of the vehicle, reduce the number of seats or remove optional equipment before delivering the vehicle. The technically permissible maximum laden mass of the vehicle and the technically permissible maximum mass on the axle must not be exceeded. Detailed information & explanations on the subject of weight and the configuration of the vehicle can be found in the section Legal information.



# Models Overview

## A-Class



	I 67 S	I 68	I 69 L
Price £.	£ 73.100,–	£ 75.000,–	£ 74.800,–
Permitted seats (including driver)*	4	4–5 OPT	4–5 OPT
Berths	4	4–5 OPT	4–5 OPT
Length / Width / Height (cm)	698 / 232 / 290	741 / 232 / 290	741 / 232 / 290
Headroom in living area (cm)	210	210	210
Standard chassis	Fiat Ducato	Fiat Ducato	Fiat Ducato
Standard engine	2.2 Multijet	2.2 Multijet	2.2 Multijet
kW (hp)	103 (140)	103 (140)	103 (140)
Mass in running order* (kg)	2959 (2811–3107)*	3016 (2865–3167)*	3029 (2878–3180)*
Manufacturer-specified mass for optional equipment* (kg)	206	145	132
Technically permissible maximum laden mass* (kg)	3500	3500	3500
Technically permissible towing weight 12 % braked (unbraked) (kg)	2000 (750)	2000 (750)	2000 (750)
Tire size	215/70 R 15 CP	215/70 R 15 CP	215/70 R 15 CP
Wheelbase (cm)	380	404	404
Bed size overcab / pull-down bed (cm)	200 × 150	200 × 150	200 × 150
Bed dimension: Central / middle bed, L x W (cm)	–	210 × 65 OPT	210 × 65 OPT
Bed dimension: Rear bed, L x W (cm)	190 × 80 200 × 80 200–190 × 210	210 × 80 215 × 80 210–215 × 210	195 × 150
Refrigerator volume incl. freezer (l)	156 (29)	156 (29)	156 (29)
Heating type	Combi 6 E	Combi 6 E	Combi 6 E
Total fresh water tank capacity / fresh water tank when driving filled (l)	122 / 20	122 / 20	122 / 20
Waste water tank (l)	92	92	92
Sockets: 230 V	4	5	5
Sockets: USB	4	4	4
Inner dimensions storage locker right/ left W x H (cm)	95 × 110 75 × 80 OPT	95 × 110 75 × 80 OPT	105 × 90 65 × 90
Storage space for two gas cylinders with filling weight (kg)	2 × 11	2 × 11	2 × 11

OPT) Optional / – not possible

## Coachbuilds



	A 60	A 68	A 70
Price £.	£ 58.600,–	£ 62.100,–	£ 64.600,–
Permitted seats (including driver)*	4	4–6 OPT	4–6 OPT
Berths	4	6	6
Length / Width / Height (cm)	595 / 232 / 314	660 / 232 / 314	725 / 232 / 314
Headroom in living area (cm)	195	195	195
Standard chassis	Fiat Ducato	Fiat Ducato	Fiat Ducato
Standard engine	2.2 Multijet	2.2 Multijet	2.2 Multijet
kW (hp)	103 (140)	103 (140)	103 (140)
Mass in running order* (kg)	2857 (2714–3000)*	2951 (2803–3099)*	3024 (2873–3175)*
Manufacturer-specified mass for optional equipment* (kg)	319	218	139
Technically permissible maximum laden mass* (kg)	3500	3500	3500
Technically permissible towing weight 12 % braked (unbraked) (kg)	2000 (750)	2000 (750)	2000 (750)
Tire size	215/70 R 15 CP	215/70 R 15 CP	215/70 R 15 CP
Wheelbase (cm)	345	380	404
Bed size overcab / pull-down bed (cm)	210 × 160	210 × 160	210 × 160
Bed dimension: Central / middle bed, L x W (cm)	–	175 × 100	185 × 100
Bed dimension: Rear bed, L x W (cm)	210 × 140–130	210 × 85 205 × 80	210 × 150–135
Refrigerator volume incl. freezer (l)	98 (14)	156 (29)	156 (29)
Heating type	Combi 6 E	Combi 6 E	Combi 6 E
Total fresh water tank capacity / fresh water tank when driving filled (l)	122 / 20	122 / 20	122 / 20
Waste water tank (l)	92	92	92
Sockets: 230 V	4	4	4
Sockets: USB	4	2	4
Inner dimensions storage locker right/ left W x H (cm)	65 × 110 45 × 70 OPT	65 × 120 60 × 100 OPT	105 × 120 105 × 80 OPT
Storage space for two gas cylinders with filling weight (kg)	2 × 11	2 × 11	2 × 11

OPT) Optional / – not possible



### \*INFORMATION

The specified mass in running order is a default value defined in the type-approval procedure. Due to manufacturing tolerances, the actual weighed mass in running order may deviate from the value stated above. Deviations of up to ± 5 % of the mass in running order are legally permissible and possible. The permissible range in kilograms is given in brackets after the mass in running order. The manufacturer-specified mass for optional equipment is a calculated value for each type and layout that Sunlight uses to determine the maximum weight available for factory-fitted optional equipment. The limitation of optional equipment is intended to ensure that the minimum pay-mass, i.e. the legally prescribed free mass for baggage and retrofitted accessories, is actually available for the vehicle load capacity of the vehicles delivered by Sunlight.

The real weight of your vehicle ex works can only be determined when it is weighed at the end of the line. If, in exceptional cases, the weighing shows that the actual load capacity falls below theminimum pay-mass despite limiting the optional equipment due to a permissible weight deviation, we will check together with your trade partner and you whether we should, for example, increase the load capacity of the vehicle, reduce the number of seats or remove optional equipment before delivering the vehicle. The technically permissible maximum laden mass of the vehicle and the technically permissible maximum mass on the axle must not be exceeded. Detailed information & explanations on the subject of weight and the configuration of the vehicle can be found in the section Legal information.



### \*INFORMATION

The specified mass in running order is a default value defined in the type-approval procedure. Due to manufacturing tolerances, the actual weighed mass in running order may deviate from the value stated above. Deviations of up to ± 5 % of the mass in running order are legally permissible and possible. The permissible range in kilograms is given in brackets after the mass in running order. The manufacturer-specified mass for optional equipment is a calculated value for each type and layout that Sunlight uses to determine the maximum weight available for factory-fitted optional equipment. The limitation of optional equipment is intended to ensure that the minimum pay-mass, i.e. the legally prescribed free mass for baggage and retrofitted accessories, is actually available for the vehicle load capacity of the vehicles delivered by Sunlight.

The real weight of your vehicle ex works can only be determined when it is weighed at the end of the line. If, in exceptional cases, the weighing shows that the actual load capacity falls below theminimum pay-mass despite limiting the optional equipment due to a permissible weight deviation, we will check together with your trade partner and you whether we should, for example, increase the load capacity of the vehicle, reduce the number of seats or remove optional equipment before delivering the vehicle. The technically permissible maximum laden mass of the vehicle and the technically permissible maximum mass on the axle must not be exceeded. Detailed information & explanations on the subject of weight and the configuration of the vehicle can be found in the section Legal information.



# Standard equipment



## BASIC VEHICLE



- Fiat Ducato 3.500 kg - 2.2 Multijet - 103 kW / 140 BHP Euro 6 - 6-speed manual gearbox
- Manual cab air conditioning
- Cruise control
- Eco Pack Start & Stop function incl. booster
- Wide-track chassis
- Front Wheel Drive
- Painted bumper <sup>1)</sup>
- Daytime running lights, integrated in headlights
- Driver airbag
- Passenger airbag
- ABS, EBD, ESP incl. ABS and hillholder
- Electric operated cab windows and central locking <sup>1)</sup>
- Electric and heated mirrors
- Fix & Go breakdown kit
- Central cup holder
- Comfortable driving experience with rear and front axle stabilizers
- Disc brakes, heat convection, tachometer, power steering, immobiliser, 3-point seat belt
- Fiat steel rims 15" including wheel trims
- Tablet holder and USB port
- Driver and passenger seats with armrests & upholstered covers
- Driver and passenger seats swivel <sup>2)</sup>
- 75 l fuel tank
- Height and rake adjustment for driver seat (passanger seat as an option)
- Panoramic laminated glass windshield all-round <sup>16)</sup>
- Low vibration, electrical and heated cab mirrors in coach optic with wide angle <sup>16)</sup>

## BATHROOM



- Bathroom with separate shower <sup>5)</sup>
- Variobath <sup>5)</sup>
- Swivel cassette toilet with electric flush <sup>10)</sup>
- Roof vent with integrated flyscreen blind (depending on model)
- Large mirrors
- Clothes rail in bathroom
- Spacious bathroom with separate shower on the opposite side <sup>18)</sup>
- Flexible railing system with two hooks <sup>19)</sup>
- Bathroom with bench toilet and integrated shower cubicle <sup>22)</sup>

## CONVERSION



- 7-year water ingress warranty <sup>3)</sup>
- GRP (glass fibre reinforced plastic) roof and rear wall
- Aluminium sidewalls
- Roof and sidewall thickness: 34mm, floor thickness: 41mm
- Rear moulding with integrated lights in three parts
- High quality entrance door with ergonomic handle inside and outside
- Flyscreen door (one-piece)
- Double glazed hinged window with cassette blinds and flyscreens (except for bathroom)
- Roof light with frosted perspex glas and flyscreen
- Electric entrance step <sup>1)</sup>
- Large rear garage with lowered frame, lashing rings and interior lighting (depending on model)
- Splash water seals for the exterior storage locker and doors
- Payload in garage up to 150 kg
- Cab blinds for best insulation and privacy shield <sup>16)</sup>
- Coupé entrance <sup>16)</sup>
- Cab sunroof

## COMFORT



- Ergonomically shaped upholstery for improved seat comfort
- Isofix for 2 seats
- Table extension <sup>4)</sup>
- High-quality mattress in all beds
- Mattress cover removable and washable
- Wooden slatted frame in all fixed-beds for better sleeping comfort
- Overcab with side window on the right, hot air nozzles, 72cm headroom and 210 x 160 cm bed size <sup>5)</sup>
- Sliding overcab bed for an improved access to the cab <sup>5)</sup>
- Safety net on overcab beds, bunk beds and on pull-down beds (depending on model)
- Spacious storage compartments and storage options
- Ventilation for storage locker and seat backrest
- Furniture colour Sensual Oakand Cosy White
- Floor CClassic Ambience
- Carpet
- L-shape lounge with free-standing and rotating table <sup>17)</sup>
- Pull-down bed with Klima-Plux elements as standard on A-Class models
- Bed conversion single to double bed

## INSTALLATIONS



- Overhead locker with integrated LED light
- High-performance, maintenance-free leisure battery (95 Ah AGM)
- Bord-control-panel supplies information about filling levels and battery capacity
- Automatic switching and separating systems for starter and leisure battery as well as for refrigerator
- Electric charger for leisure and vehicle battery 12 V / 18 A
- CEE 230 V external socket with safety device
- Residual Current Device (RCD)
- LED-Awning light
- LED interior light
- 4x USB Socket (layout depending)
- Heating Combi 6 E (with el. heating element) incl. digital control panel
- Oven in kitchen
- Large 156 l fridge with separate 29 l freezer compartment

## KITCHEN



- Ergonomically arranged kitchen with spacious work top
- Large drawers with soft-close in the kitchen unit
- 3-burner hob with cast iron pan support and glass lid <sup>6)</sup>
- Large, round kitchen sink in stainless steel with black glass lid <sup>6)</sup>
- Water tank incl. boiler 122 l, waste water tank 92 l
- Fridge 98 l with freezer compartment 14 l
- LED light-band
- Waste bin
- Flexible railing system with two hooks <sup>7)</sup>

## HEATING / GAS SUPPLY



- Gas bottle locker for 2 x 11 kg gas bottles
- Gas control valves easily accessible and centrally arranged

## SOFT FURNISHING



- Macadamia
- Maui Beach

# Optional extras



## BASIC VEHICLE

	Price	Additional weight*	T 58	T 67S	T 67	T 68	T 69 L	T 69 LC	A 60	A 68	A 70	I 67S	I 68	I 69 L
Fiat Ducato 3.500 kg 2.2 Multijet - 103 kW / 140 BHP Euro 6 - 9-speed automatic gearbox	£ 3.560,-	55 kg	•	•	•	•	•	•	•	•	•	•	•	•
FIAT 16" steel rims (for light chassis) with Fiat wheel trims	£ 350,-	10 kg	•	•	•	•	•	•	•	•	•	•	•	•
FIAT original 16" alloy wheels for Light Chassis	£ 910,-	8 kg	•	•	•	•	•	•	•	•	•	•	•	•
90l fuel tank	£ 80,-	13,5 kg	•	•	•	•	•	•	•	•	•	•	•	•
Multifunction steering wheel	£ 110,-	0,4 kg	•	•	•	•	•	•	•	•	•	•	•	•
LED daytime running lights <sup>23)</sup>	£ 430,-	/	•	•	•	•	•	•	•	•	•	—	—	—
Headlights with black frame <sup>11)</sup>	£ 90,-	/	•	•	•	•	•	•	•	•	•	—	—	—
Full LED Headlamps incl. wiping indicators and LED daytime running lights <sup>12) 11)</sup>	£ 1.120,-	/	•	•	•	•	•	•	•	•	•	—	—	—
Full Digital Cluster (Only in conjunction with multifunction steering wheel)	£ 610,-	0,3 kg	•	•	•	•	•	•	•	•	•	•	•	•
Wireless Phone Charger <sup>13)</sup>	£ 280,-	/	•	•	•	•	•	•	•	•	•	•	•	•
Automatic air conditioning	£ 420,-	/	•	•	•	•	•	•	•	•	•	•	•	•



## WEIGHT INCREASE

Weight increase to 3,65 t (no chassis modification)*	£ 210,-	/	•	•	•	•	•	•	•	•	•	•	•	•
--	---------	---	---	---	---	---	---	---	---	---	---	---	---	---



## CONVERSION

High-level rear light cluster	£ 340,-	4 kg	•	•	•	•	•	•	•	•	•	•	•	•
Framed windows	£ 510,-	5 kg	•	•	•	•	•	•	•	•	•	•	•	•
Insulated waste water tank	£ 140,-	8 kg	•	•	•	•	•	•	•	•	•	•	•	•
2nd external storage door (size depends on layout) <sup>14)</sup>	£ 310,-	3 kg	—	•	•	•	◦	◦	•	•	•	•	•	◦
Two rear corner steadies	£ 260,-	6 kg	•	•	•	•	•	•	•	•	•	•	•	•



## COMFORT

Safety Pack: 2 headrests and 2 lap belts on bench against direction of travel (Persons permitted depending on vehicle weight)*	£ 300,-	6 kg	—	—	—	—	—	—	—	—	—	—	—	—
Wooden duckboard for the shower tray	£ 70,-	2 kg	•	•	•	•	•	•	•	•	•	•	•	•
Bed conversion for seating area <sup>20)</sup>	£ 260,-	5 kg	—	—	•	•	•	•	—	—	•	•	•	•
Foldable window blinds	£ 510,-	7,5 kg	•	•	•	•	•	•	•	•	•	•	•	•
5th seat on side bench with seat belt* <sup>21)</sup>	£ 340,-	15 kg	—	—	•	•	•	—	—	—	•	•	•	—
Pull-down bed with Klima-Plux elements	£ 1.260,-	44 kg	—	•	•	•	•	•	—	•	•	•	•	•



## INSTALLATIONS

Second AGM leisure battery 95 Ah	£ 260,-	27 kg	•	•	•	•	•	•	•	•	•	•	•	•
Floor heating electric in living area	£ 430,-	6 kg	•	•	•	•	•	•	•	•	•	•	•	•
12V TV pre-cabing incl. flat screen holder	£ 170,-	3 kg	•	•	•	•	•	•	•	•	•	•	•	•
Pre-cabing reversing camera	£ 130,-	1 kg	•	•	•	•	•	•	•	•	•	•	•	•
Pre-cabing solar system	£ 130,-	2 kg	•	•	•	•	•	•	•	•	•	•	•	•



## \*INFORMATION

The factory installation of optional equipment increases the actual mass of the vehicle and reduces the pay-mass. The additional weight indicated for packages and optional equipment shows the additional weight compared to the standard equipment of the respective model or layout.

The total weight of the selected optional equipment must not exceed the manufacturer-specified mass for optional equipment shown in the model overviews. This is a calculated value for each type and layout that Sunlight uses to determine the maximum weight available for factory-fitted optional equipment.

Detailed information and explanations on the subject of weight can be found in the Legal information section.

An increase of load capacity increases the manufacturer-specified mass for optional equipment. The increase results from the higher pay-mass due to the alternative chassis. The increased tare weight of the alternative chassis and, in particular, the weight for any mandatory heavier engine variants (e.g. 180 hp) must be deducted from this.



## Low Profiles and Coachbuilts

+ 29 kg\*

- Radio pre-wiring including speakers
- Radio aerial integrated in mirror
- Height-adjustable passenger seat
- Panoramic roof light over kitchen area
- Clear glass roof light 40 x 40
- Shower cubicle lining
- Mirror with indirect lighting and coat hooks
- Captain chairs with covers
- Additional power outlet in overhead locker above the kitchen unit
- Power outlet in the garage

Comes standard in the UK

+ 0 kg\*

- Leather steering wheel and gear knob in leather trim
- Air outlets with applications silver (Techno-Trim)
- Radiator grill in glossy black

Package price

**£ 390,-**

+ 0,5 kg\*

- Full Brake Control with Pedestrian Detection
- Lane Control
- Rain and Dusk Sensor
- Traffic Sign and High Beam Recognition

Package price

**£ 900,-**

+ 0,3 kg\*

- Adaptive Cruise Control
- Intelligent Speed Assist
- Driver Drowsiness Detection

Package price

**£ 770,-**

## A-Class

+ 39,5 kg\*

- Radio pre-wiring with loudspeakers and roof antenna
- Height-adjustable passenger seat
- Panoramic roof light over lounging area
- Clear glass roof light 40 x 40
- Shower cubicle lining
- Mirror with indirect lighting and coat hooks
- Pilote seats with covers
- Additional power outlet in overhead locker above the kitchen unit
- Power outlet in the garage
- Driver's cab door left
- Clear glass roof light 40 x 40 (above pull-down bed)

Comes standard in the UK

 $+ 0 \text{ kg}^*$ 

- Leather steering wheel and gear knob in leather trim
- Air outlets with applications silver (Techno-Trim)
- Design Intakes

Package price

**£ 430,-**

## Low Profiles

+ 3,5 kg\*

- Soft furnishing Adventure
- Chassis colour black
- Painted bumper
- Adventure Decals
- Side wall silver smooth plate
- Style Pack
- Headlights with black frame

Package price

**£ 1.970,-**

## Coachbuilts

## + 3,5 kg\*

- Soft furnishing Adventure
- Chassis colour black
- Painted bumper
- Adventure Decals
- Style Pack
- Headlights with black frame

Package price

**€ 1.580,-**



## \*INFORMATION

The factory installation of optional equipment increases the actual mass of the vehicle and reduces the pay-mass. The additional weight indicated for packages and optional equipment shows the additional weight compared to the standard equipment of the respective model or layout.

The total weight of the selected optional equipment must not exceed the manufacturer-specified mass for optional equipment shown in the model overviews. This

is a calculated value for each type and layout that Sunlight uses to determine the maximum weight available for factory-fitted optional equipment. Detailed information and explanations on the subject of weight can be found in the Legal information section.



## \*INFORMATION

The factory installation of optional equipment increases the actual mass of the vehicle and reduces the pay-mass. The additional weight indicated for packages and optional equipment shows the additional weight compared to the standard equipment of the respective model or layout.

The total weight of the selected optional equipment must not exceed the manufacturer-specified mass for optional equipment shown in the model overviews. This





- 1) For low-profile and overcab.
- 2) Except A 68, A 72.
- 3) The water ingress warranty conditions of Sunlight GmbH apply.
- 4) except T 68, T 69L, T 69LC, I 68, I 69L, A 68, A 70.
- 5 For Overcab models.
- 6) Except T 69LC
- 7) Except T 67S, I 67S
- 8) In A68 and A70
- 9) In A 60, T 67, T 67S and I 67S
- 10) Except T 58
- 11) Only in conjunction with style pack.
- 12) Not in conjunction with headlights with black frame.
- 13) Only in conjunction with automatic air conditioning.
- 14) Lower window will be omitted on A 68.
- 15) Not for a-class models
- 16) Or Integrated models
- 17) For T 68, T 69L, I 68, I 69L
- 18) In T 68, T 69L, T 69LC, I 68 and I 69L
- 19) Except T 67S, T 67, I 67S, A 60, A 68, A 70.
- 20) When ordering the option bed conversion of the seating area in the integrated unit the bed entrance is via the side bench.
- 21) When ordering the option "5th seat on side bench with safety belt", the interior storage space flap is not applicable. An optional 5th seat should be taken into account as a regular seat when calculating the minimum payload and passenger mass . To obtain a 5th seat, it must be ensured that the minimum payload is maintained and all other legal mass values are observed. For detailed information, please contact our trading partners.
- 22) In T 58
- 23 Not in conjunction with full LED headlights.



# Legal notices regarding weight-related information

The weight specifications and tests for motorhomes are uniformly regulated throughout the EU in EU Implementing Regulation No. 2021/535 (until June 2022: EU Implementing Regulation No. 1230/2012). We have summarised and explained the key terms and legal requirements from this regulation for you below. Our dealers and the Sunlight configurator on our website offer you additional assistance in configuring your vehicle.

## 1. Technically permissible maximum laden mass

The technically permissible maximum laden mass of the vehicle (e.g. 3,500 kg) is a mass specification set by the manufacturer which the vehicle must not exceed. Information on the technically permissible maximum laden mass of the model you have chosen can be found in the technical data. If the vehicle exceeds the technically permissible maximum laden mass in everyday driving, this constitutes an administrative offence which may result in a fine.

## 2. Mass in running order

In simple terms, the mass in running order is the basic vehicle with standard equipment plus a legally fixed standard weight of 75 kg for the driver. This essentially includes the following items:

- the unladen weight of the vehicle together with the bodywork, including operating fluids such as greases, oils and coolants;
- the standard equipment, i.e. all equipment items that are included as standard in the factory-fitted scope of delivery;
- the fresh water tank filled to 100 % in driving mode (driving fill according to manufacturer's specifications; 20 litres) and an aluminium gas cylinder filled to 100 % with a weight of 16 kg;
- the fuel tank, which is 90 % full, including fuel;
- the driver, whose weight – regardless of the actual weight – is generally specified as 75 kg in accordance with EU law.

Information on the mass in running order can be found for each model in our sales documents. It is important to note that the value for mass in running order given in the sales documents is a default value determined in the type-approval procedure and verified by the authorities. It is legally permissible and possible for the mass in running order of the vehicle delivered to you to deviate from the nominal value stated in the sales documents. The legally permissible tolerance is  $\pm 5\%$ . In this way, the EU legislator accounts for the fact that certain fluctuations in the mass in running order occur due to variations in the weight of supplied parts as well as due to processes and weather conditions.

These weight deviations can be illustrated by means of an example calculation:

- Mass in running order acc. to sales documents: 2,850 kg
- Legally permissible tolerance of  $\pm 5\%$ : 142.50 kg
- Legally permissible range of mass in running order: 2,707.50 kg to 2,992.50 kg

The specific range of permissible weight deviations can be found for each model in the technical data. Sunlight makes great efforts to reduce weight variations to the minimum that is unavoidable for production reasons. Deviations at the upper and lower end of the range are therefore very rare; however, they cannot be completely ruled out technically, even with all optimisations. The real weight of the vehicle and compliance with the permissible tolerance is therefore checked by Sunlight by weighing each vehicle at the end of the line.

## 3. Mass of the passengers

The mass of the passengers is set a standard value of 75 kg for each seat provided by the manufacturer, regardless of the actual weight of the passengers. The mass of the driver is already included in the mass in running order (see no. 2 above) and is therefore not included again. In the case of a motorhome with four permitted seats, the mass of the passengers is therefore  $3 \times 75 \text{ kg} = 225 \text{ kg}$ .

## 4. Optional equipment and actual mass of the vehicle

Optional equipment (also: additional equipment) includes, according to the legal definition, all optional equipment parts not included in the standard equipment which are fitted to the vehicle under the responsibility of the manufacturer – i.e. ex works – and can be ordered by the customer (e.g. awning, bicycle or motorbike carrier, satellite system, solar system, oven, etc.). Information on the individual or package weights of the optional equipment that can be ordered can be found in our sales documents. Optional equipment in this sense does not include other accessories that are retrofitted by the dealer or you personally after the vehicle has been delivered ex works. The mass of the vehicle in running order (see no. 2 above) and the mass of the optional equipment fitted to a specific vehicle at the factory are together referred to as the actual mass. You will find the corresponding information for your vehicle after handover under item 13.2 of the Certificate of Conformity (CoC). Please note that this specification also represents a standardised value. Since the mass in running order – as an element of the actual mass – is subject to a legally permissible tolerance of  $\pm 5\%$  (see no. 2), the actual mass may also deviate accordingly from the stated nominal value.

## 5. Pay-mass and minimum pay-mass

The installation of optional equipment is also subject to technical and legal limits: Only so much optional equipment can be ordered and fitted at the factory that sufficient free weight remains for baggage and other accessories ("pay-mass") without exceeding the technically permissible maximum laden mass. The pay-mass is calculated by subtracting the mass in running order (nominal value according to sales documents, see no. 2 above), mass of the optional equipment and the mass of the passengers (see no. 3 above) from the technically permissible maximum laden mass (see no. 1 above).

The EU regulations stipulate a fixed minimum pay-mass for motorhomes, which must remain as a minimum for baggage or other non-factory-fitted accessories. This minimum pay-mass is calculated as follows:

Minimum pay-mass in kg  $\geq 10 \times (n + L)$

Where: "n" is the maximum number of passengers plus the driver and "L" is the overall length of the vehicle in metres.

For a motorhome with a length of 6 m and 4 approved seats, the minimum pay-mass is therefore e.g.  $10 \text{ kg} \times (4 + 6) = 100 \text{ kg}$ .

To ensure that the minimum pay-mass is maintained, there is a maximum combination of optional equipment that can be ordered for each vehicle model. In the above example with a minimum pay-mass of 100 kg, the total mass of optional equipment for a vehicle with four permitted seats and a mass in running order of 2,850 kg should not exceed 325 kg:

	<b>3,500 kg technically permissible maximum laden mass</b>
-	2,850 kg mass in running order
-	3*75 kg mass of the passengers
-	100 kg minimum pay-mass
=	<b>325 kg maximum permissible mass of optional equipment</b>

It is important to note that this calculation is based on the default value for mass in running order as defined in the type-approval procedure, without taking into account the permissible weight deviations for mass in running order (see no. 2 above). If the maximum permissible value for the optional equipment of (in the example) 325 kg is almost or completely exhausted, an upward weight deviation can therefore result in the minimum pay-mass of 100 kg being met mathematically using the default value for the mass in running order, although in fact there is no corresponding load capacity. Here, too, an example calculation for a vehicle with four seats, whose real weighed mass in running order is 2 % above the nominal value:

	<b>3,500 kg technically permissible maximum laden mass</b>
-	2,907 kg real weighed mass in running order (+ 2 % compared to the stated value of 2,850 kg)
-	3*75 kg mass of the passengers
-	325 kg optional equipment (maximum permissible value)
=	<b>43 kg</b> actual load capacity (< minimum pay-mass of 100 kg)

In order to avoid such a situation, Sunlight further reduces the maximum permissible weight of the total optional equipment that can be ordered on a model-specific basis. The limitation of optional equipment is intended to ensure that the minimum pay-mass, i.e. the legally prescribed free mass for baggage and retrofitted accessories, is actually available for the vehicle load capacity of the vehicles delivered by Sunlight.

Since the weight of a specific vehicle can only be determined when it is weighed at the end of the line, in very rare cases a situation may

arise in which the minimum pay-mass at the end of the line is not guaranteed, despite this limitation of optional equipment. In order to guarantee the minimum pay-mass even in these cases, Sunlight will check together with your trade partner and you before delivery of the vehicle whether, for example, the vehicle is loaded up, seats are reduced or optional equipment is removed.

## 6. Effects of tolerances of the mass in running order on the pay-mass

Regardless of the minimum pay-mass, you should note that unavoidable production-related fluctuations in the mass in running order – both upwards and downwards – have a mirror-image effect on the remaining load capacity: If you order our example vehicle (see no. 3. above), for example, with optional equipment with a total weight of 150 kg, the calculated pay-mass based on the default value for the mass in running order is 275 kg. The load capacity actually available may deviate from this value due to tolerances and may be higher or lower. If the mass in running order of your vehicle is, for example, permissibly 2 % higher than stated in the sales documents, the load capacity is reduced from 275 kg to 218 kg:

	<b>3.500 kg technically permissible maximum laden mass</b>
-	2.907 kg real weighed mass in running order (+ 2 % compared to the stated value of 2,850 kg)
-	3*75 kg mass of the passengers
-	150 kg optional equipment ordered for the specific vehicle
=	<b>218 kg</b> actual load capacity

As a precaution to ensure that the calculated pay-mass is actually given, you should therefore take the possible and permissible tolerances for the mass in running order into account when configuring your vehicle.

We also recommend that you weigh the laden motorhome on a non-automatic scale before each journey and, taking the individual weight of the passengers into account, determine whether the technically permissible maximum laden mass and the technically permissible maximum mass on the axle are observed.





United Kingdom & Ireland

Made in Germany

#### General Information

Price list for Sunlight Motorhomes version 10/2022, valid from 15/10/2022. All previous price lists become invalid with the issuance of this price list. Prices in EURO may vary across Europe. This is the result of differing standard configurations depending on the country as well as varying VAT and luxury tax rates. Copyright held by Sunlight GmbH. Errors and misprints regarding prices and technical data are possible. We reserve the right to amend prices and technical data. All of the images in this Sunlight catalogue may depict alternative designs or special equipment for which additional costs apply. Deviations in color are possible for technical printing reasons.

A company of the ERWIN HYMER GROUP