

THE UK'S BEST SELLING

XTRA SPECIAL EDITIONS

2023 RANGE

The UK's
ONLY Supplier

*Exclusively
Lowdham's!*



SWIFT



FREESTYLE



**CHALLENGER
Hi-STYLE**





FREESTYLE

With a whole new interior design and eight models to choose from with a layout to suit everyone, why go for the standard Swift Sprite when you can go Xtra special with our award-winning Freestyle range?

From the S Compact at only 2.03m/6'8" wide up to the extra spacious Grande models at 2.46m/8'1" wide, you can choose a size and space to suit you.

The Freestyle pack boasts over £2,000 worth of extras included in the price and built using industry leading SMART construction, the Freestyle is more durable making it an even better investment - why compromise with anything else?

For additional features visit
www.lowdhams.com



FREESTYLE



FREESTYLE




FREESTYLE

FREESTYLE PACK HIGHLIGHTS



100W solar panel



Upgraded soft furnishings




External BBQ point



230V mains socket



ATC trailer control




External access door to front near side



Alarm with key fob awning light control



Heavy duty corner steadies (twin axle models only)



Horrex cassette pleated window blinds



Exterior door with window, bin and flyscreen

PLUS:

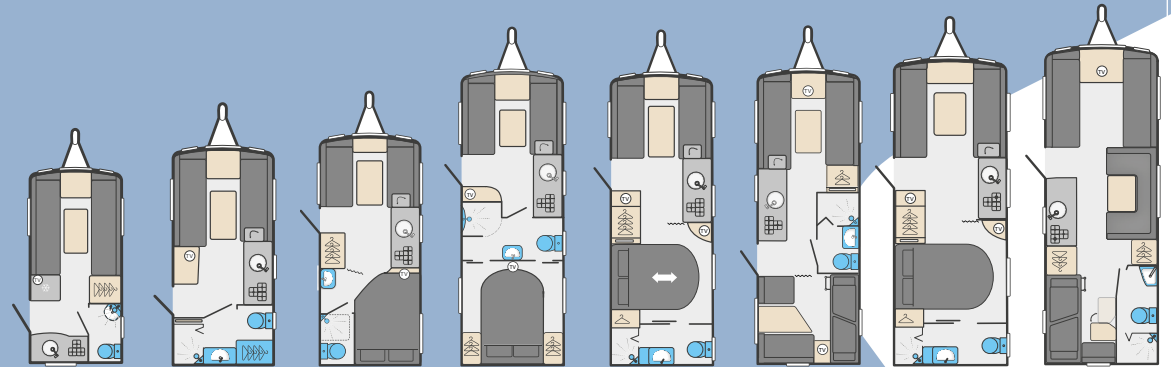
- 2nd TV Point (twin axle models only)
- Unique design logo on lounge mirror
- Mirror on robe door of S4 EB
- Unique embroidered door way mat with logo
- Exclusive graphics
- Mud flaps



For additional features visit
www.lowdhams.com



SWIFT



FREESTYLE

Notes:

Weights: The masses are calculated in accordance to EU regulation 1230/2012 and NCC code of practice 304.

The Mass in Running Order (MRO) comprises:

1. The mass of the empty caravan as supplied by Swift including loose items such as the hook-up cable, kit bag, entrance step, manuals etc
2. 10kg allowance for LPG

The MRO is calculated with the fresh water tank, toilet flush tank and water heater empty. If you travel with water in the fresh water tank, toilet flush tank and the water heater the payload will reduce accordingly.

The personal effects is based on the number of berths and the length of the caravan and includes an allowance of 20kg for a leisure battery. The Maximum Technical Laden Mass (MTPLM) is the maximum mass allowed when the caravan is fully laden.

WARNING: Under no circumstances should the MTPLM be exceeded.

Please Note: Any dealer fit options will reduce the overall payload available to the user of the caravan.

If you require additional payload it is possible to upgrade the MTPLM to the upper limit. Please contact your Swift caravan dealer for more information.

Bed Sizes: Please note that the front double bed sizes quoted are for seating configurations without a chest of drawers. The front double bed width for a layout with a chest of drawers fitted, will be reduced by 0.4m (1'4") from that stated.

Awning Sizes: Due to varying awning designs and sizes the awning sizes given are approximate only. Specific awning sizes must be confirmed by your dealer or awning manufacturer prior to purchase.

* The dimensions given are approximate due to slight variations in suspension ride heights, loading conditions and tyre pressures. Customers should verify the actual dimensions of their touring caravan before committing to anything that could be impacted by these dimensions.

LED Road Lights: Certain vehicles may require a secondary fuse box when towing models fitted with LED road lighting.

Model	COMPACT	S2	S4	S4EB	S4SB	S6TD	GRANDE SB4	GRANDE TWIN DB
Berths	2	2	4	4	4	6	4	6
Number of Axles	1	1	1	1	1	1	1	2
Internal Length (at bed box height)	3.66m / 12'0"	4.34m / 14'3"	4.74m / 15'7"	5.83m / 19'2"	5.83m / 19'2"	5.83m / 19'2"	5.83m / 19'2"	6.27m / 20'7"
Overall Width*	2.03m / 6'8"	2.25m / 7'5"	2.25m / 7'5"	2.25m / 7'5"	2.25m / 7'5"	2.25m / 7'5"	2.46m / 8'1"	2.46m / 8'1"
Overall Height (inc. TV Aerial)*	2.59m / 8'6"	2.59m / 8'6"	2.59m / 8'6"	2.59m / 8'6"	2.59m / 8'6"	2.59m / 8'6"	2.61m / 8'7"	2.59m/8'6"
Maximum Internal Headroom	1.95m / 6'5"	1.95m / 6'5"	1.95m / 6'5"	1.95m / 6'5"	1.95m / 6'5"	1.95m / 6'5"	1.95m / 6'5"	1.95m / 6'5"
Overall Length*	5.37m / 17'7"	6.05m / 19'10"	6.45m / 21'2"	7.54m / 24'9"	7.54m / 24'9"	7.54m / 24'9"	7.54m / 24'9"	7.98m / 26'2"
Mass in Running Order (inc. tolerance)	995kg / 19.6cwt	1112kg / 21.9cwt	1154kg / 22.7cwt	1344kg / 26.5cwt	1306kg / 25.7cwt	1374kg / 27.0cwt	1381kg / 27.2cwt	1551kg/30.5cwt
Maximum Technical Permissible Laden Mass	1109kg / 21.8cwt	1233kg / 24.3cwt	1300kg / 25.6cwt	1500kg / 29.5cwt	1462kg / 28.8cwt	1550kg / 30.5cwt	1537kg / 30.3cwt	1731kg/34.1cwt
Total User Payload	114kg / 2.2cwt	121kg / 2.4cwt	146kg / 2.9cwt	156kg / 3.1cwt	156kg / 3.1cwt	176kg / 3.5cwt	156kg / 3.1cwt	180kg/3.5cwt
Personal Effects Payload	114kg / 2.2cwt	121kg / 2.4cwt	145kg / 2.9cwt	156kg / 3.1cwt	156kg / 3.1cwt	176kg / 3.5cwt	156kg / 3.1cwt	180kg/3.5cwt
Awning A/A Dimension	7.95m / 26'1"	8.59m / 28'2"	8.99m / 29'6"	10.08m / 33'1"	10.08m / 33'1"	10.08m / 33'1"	10.20m / 33'6"	10.56m/34'8"
Tyre size	185 R14C 102 Q	185 R14C 102 Q	185 R14C 102 Q	185 R14C 102 Q	185 R14C 102 Q	185 R14C 102 Q	195/70 R15C 104 R	185/70 R14 88 T
Thermal Insulation Grade	THREE	THREE	THREE	THREE	THREE	THREE	THREE	THREE
Bed Sizes	COMPACT	S2	S4	S4EB	S4SB	S6TD	GRANDE SB4	GRANDE TWIN DB
Front Double	182cm x 180cm/ 6'0" x 5'11"	202cm x 180cm/ 6'8" x 5'11"	202cm x 128cm/ 6'8" x 4'2"	202cm x 159cm/ 6'8" x 5'3"	202cm x 159cm/ 6'8" x 5'3"	202cm x 180cm/ 6'8" x 5'11"	225cm x 163cm/ 7'4" x 5'4"	225cm x 180cm/ 7'4" x 5'11"
Or Front Nearside Single	180cm x 65cm/ 5'11" x 2'2"	190cm x 72cm/ 6'3" x 2'4"		159cm x 72cm/ 5'3" x 2'4"	159cm x 72cm/ 5'3" x 2'4"	190cm x 72cm/ 6'3" x 2'4"	163cm x 73cm/ 5'4" x 2'5"	180cm x 73cm/ 5'11" x 2'5"
And Front Offside Single	180cm x 65cm/ 5'11" x 2'2"	180cm x 72cm/ 5'11" x 2'4"		159cm x 72cm/ 5'3" x 2'4"	159cm x 72cm/ 5'3" x 2'4"	180cm x 72cm/ 5'11" x 2'4"	163cm x 73cm/ 5'4" x 2'5"	180cm x 73cm/ 5'11" x 2'5"
Rear Double			189cmx132cm/ 6'2" x 4'4"	190cm x 133cm/ 6'3" x 4'4"	185cm x 133cm/ 6'1" x 4'4"		185cm x 133cm/ 6'1" x 4'4"	
Side Double Offside								190cm x 134cm/ 6'3" x 4'5"
Side Single Nearside						180cm x 67cm/ 5'11" x 2'2"		
Side Bunk Nearside						176cm x 59cm/ 5'9" x 1'11"		
Side Fixed Lower Bunk						183cm x 57cm/ 6'0" x 1'10"		182cm x 72cm/ 6'0" x 2'4"
Side Fixed Upper Bunk						183cm x 57cm 6'0" x 1'10"		182cm x 72cm/ 6'0" x 2'4"



CHALLENGER **Hi-STYLE**

Restyled for the new season with a stylish interior and top of the range fittings, the distinctive Swift Challenger Hi-Style range has 8 luxury models to choose from, with 5 boasting the 8-foot wide bodyshell and 3 twin axle models - a layout to suit everyone.

Why go for the standard Swift Challenger when you can go Xtra special with our Hi-Style range? The Hi-Style pack boasts over £1,500 worth of extras and is included in the price, why compromise with anything else?

For the 2023 season, the Hi-Style range also features the new Grande 670 model.



CHALLENGER
Hi-STYLE



CHALLENGER
Hi-STYLE




CHALLENGER
Hi-STYLE

CHALLENGER HI-STYLE PACK HIGHLIGHTS



New External shower point
(cold water)



Omnivent 3-speed fan and
skylight



Truma Waterline



AL-KO Secure wheel lock (s)



ATC trailer control




Alarm with key fob awning
light control



Heavy duty corner steadies,
lockable at rear



Side lift jack and brackets



Upgraded upholstery scheme

PLUS:

- Upgraded special edition graphics
- New Water tank (twin axles only)
- New Side luggage door to access rear island fixed bed (560/860)
- Side panel window pads
- 2nd TV point (model specific)
- Large head board (fixed bed models only)
- Washroom hanging rail (model specific)
- Upholstered shark fins to front lounge
- Unique design logo on lounge mirror
- Mirror on robe doors (layout specific)
- Unique embroidered doorway mat with logo
- Acrylic fascia with Hi-Style logo to sunroof surround
- Mud flaps

**HI-STYLE PACK
WORTH OVER
£1,500
INCLUDED IN
THE PRICE**

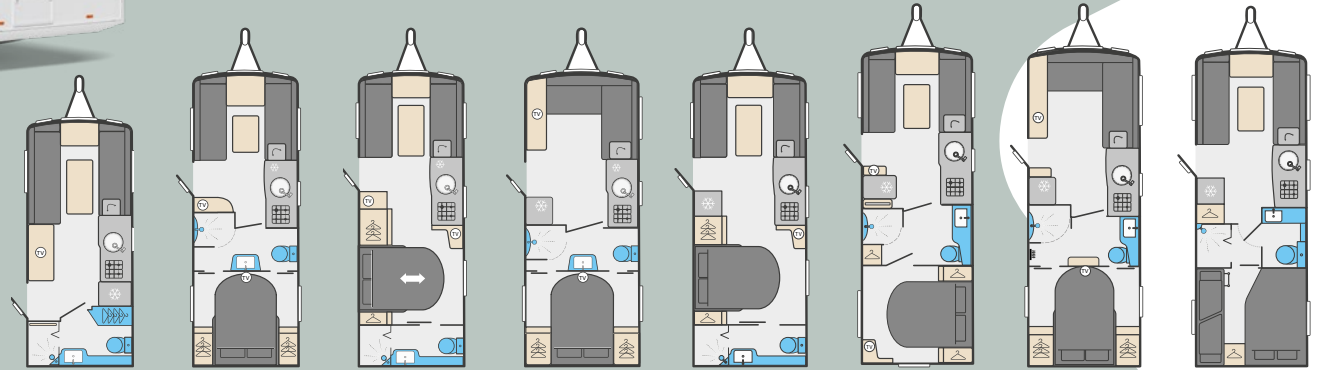
For additional features visit
www.lowdhams.com



SWIFT



CHALLENGER Hi-STYLE



Weights: The masses are calculated in accordance to EU regulation 1230/2012 and NCC code of practice 304. The Mass in Running Order (MRO) comprises:

1. The mass of the empty caravan as supplied by Swift including loose items such as the hook-up cable, kit bag, entrance step, manuals etc
2. 10kg allowance for LPG (20kg if auto change over regulator fitted)

The MRO is calculated with the fresh water tank, toilet flush tank and water heater empty. If you travel with water in the fresh water tank, toilet flush tank and the water heater the payload will reduce accordingly.

The personal effects is based on the number of berths and the length of the caravan and includes an allowance of 20kg for a leisure battery. The Maximum Technical Laden Mass (MTPLM) is the maximum mass allowed when the caravan is fully laden.

WARNING: Under no circumstances should the MTPLM be exceeded.

Please Note: Any dealer fit options will reduce the overall payload available to the user of the caravan.

If you require additional payload it is possible to upgrade the MTPLM to the upper limit. Please contact your Swift caravan dealer for more information.

Bed Sizes: Please note that the front double bed sizes quoted are for seating configurations without a chest of drawers. The front double bed width for a layout with a chest of drawers fitted, will be reduced by 0.4m (1'4") from that stated.

Awning Sizes: Due to varying awning designs and sizes the awning sizes given are approximate only. Specific awning sizes must be confirmed by your dealer or awning manufacturer prior to purchase.

* The dimensions given are approximate due to slight variations in suspension ride heights, loading conditions and tyre pressures. Customers should verify the actual dimensions of their touring caravan before committing to anything that could be impacted by these dimensions.

** Estimated

LED Road Lights: Certain vehicles may require a secondary fuse box when towing models fitted with LED road lighting.

Model	480	560	580	GRANDE 560L	GRANDE 580	GRANDE 635	GRANDE 650L	GRANDE 670
Berths	2	4	4	4	4	4	4	6
Number of Axles	1	1	1	1	1	2	2	2
Internal Length (at bed box height)	4.95m / 16'3"	5.83m / 19'2"	5.83m / 19'2"	5.83m / 19'2"	5.83m / 19'2"	6.27m / 20'7"	6.27m / 20'7"	6.27m / 20'7"
Overall Width*	2.28m / 7'6"	2.28m / 7'6"	2.28m / 7'6"	2.45m / 8'0"	2.45m / 8'0"	2.45m / 8'0"	2.45m / 8'0"	2.45m / 8'0"
Overall Height (inc. TV Aerial)*	2.61m / 8'7"	2.61m / 8'7"	2.61m / 8'7"	2.61m / 8'7"	2.61m / 8'7"	2.59m / 8'6"	2.59m / 8'6"	2.59m / 8'6"
Maximum Internal Headroom	1.95m / 6'5"	1.95m / 6'5"	1.95m / 6'5"	1.95m / 6'5"	1.95m / 6'5"	1.95m / 6'5"	1.95m / 6'5"	1.95m / 6'5"
Overall Length*	6.66m / 21'10"	7.54m / 24'9"	7.54m / 24'9"	7.54m / 24'9"	7.54m / 24'9"	7.98m / 26'2"	7.98m / 26'2"	7.98m / 26'2"
Mass in Running Order (inc. tolerance)	1308kg/25.7cwt**	1447kg / 28.5cwt**	1429kg/28.1cwt**	1549kg/30.7cwt**	1505kg/29.6cwt**	1653kg/32.5cwt**	1645kg/32.4cwt**	1640kg/32.2cwt**
Maximum Technical Permissible Laden Mass	1435kg/28.2cwt**	1603kg / 31.6cwt**	1585kg/31.2cwt**	1705kg/33.8cwt**	1661kg/32.7cwt**	1813kg/35.7cwt**	1805kg/35.5cwt**	1820kg/35.8cwt**
Total User Payload	127kg / 2.5cwt	156kg / 3.1cwt	156kg / 3.1cwt	156kg / 3.1cwt	156kg / 3.1cwt	160kg / 3.1cwt	160kg / 3.1cwt	180kg / 3.5cwt
Personal Effects Payload	127kg / 2.5cwt	156kg / 3.1cwt	156kg / 3.1cwt	156kg / 3.1cwt	156kg / 3.1cwt	160kg / 3.1cwt	160kg / 3.1cwt	180kg / 3.5cwt
Awning A/A Dimension	9.32m / 30'7"	10.20m / 33'6"	10.20m / 33'6"	10.20m / 33'6"	10.20m / 33'6"	10.52m / 34'6"	10.52m / 34'6"	10.52m / 34'6"
Tyre size	185 R14C 102 Q	195/70 R15C 104 R	195/70 R15C 104 R	195/70 R15C 104 R	195/70 R15C 104 R	185/70 R14 88 T	185/70 R14 88 T	185/70 R14 88 T
Thermal Insulation Grade	THREE	THREE	THREE	THREE	THREE	THREE	THREE	THREE
Bed Sizes	480	560	580	GRANDE 560L	GRANDE 580	GRANDE 635	GRANDE 650L	GRANDE 670
Front Double	200cm x 186cm / 6'7" x 6'1"	200cm x 168cm / 6'7" x 5'6"	200cm x 168cm / 6'7" x 5'6"	194cm x 122cm / 6'4" x 4'0"	218cm x 168cm / 7'2" x 5'6"	218cm x 168cm / 7'2" x 5'6"	194cm x 122cm / 6'4" x 4'0"	218cm x 178cm / 7'2" x 5'10"***
Or Front Nearside Single	181cm x 67cm / 5'11" x 2'2"				159cm x 73cm / 5'3" x 2'4"	159cm x 73cm / 5'3" x 2'4"		182cm x 73cm / 6'0" x 2'4"***
And Front Offside Single	171cm x 67cm / 5'7" x 2'2"				159cm x 73cm / 5'3" x 2'4"	159cm x 73cm / 5'3" x 2'4"		182cm x 73cm / 6'0" x 2'4"***
Rear Double		192cm x 133cm / 6'4" x 4'4"	192cm x 133cm / 6'4" x 4'4"	192cm x 143cm / 6'4" x 4'8"	187cm x 133cm / 6'2" x 4'4"	187cm x 133cm / 6'2" x 4'4"	192cm x 143cm / 6'4" x 4'8"	190cm x 122cm / 6'3" x 4'0"***
Side Single Offside								187cm x 57cm / 6'1" x 1'10"***
Side Single Nearside								187cm x 57cm / 6'1" x 1'10"***



There is a warm
welcome awaiting
you at Lowdhams.
We look forward to
seeing you soon.

Lowdhams
First for outdoor leisure

www.lowdhams.com

At Lowdhams we understand what it takes to choose a new motorhome
– it is after all, your home from home.

Since 1966 we've built our family-owned business on forging long term relationships with customers and manufacturers, being careful to offer products which will deliver functionality and value, whatever your price range.

The Lowdhams Difference:

- A family business for over 50 years with experienced, knowledgeable staff in all departments - multiple product and service award winners
- Multipoint Motorhome Pre-delivery Inspection, Number Plate included
- Personalised Handover (full working demonstration) of your new motorhome
- Overnight Stay Facility on collection
- Out of Hours Technical Advice Line
- Dedicated Aftersales team with industry-qualified technicians and NCC Approved Workshops
- Finance packages arranged (subject to status)

All this and more with



Every customer becomes a member of our exclusive My Lowdhams club, which opens up a range of exciting benefits including:

- Exclusive service plans
- Discount in our awnings and accessories shop
- Complimentary refreshments available in our showroom
- Loyalty bonus on future purchases
- Referral rewards
- Complimentary hot drinks at our show stands and in store throughout the year
- Invitations to a calendar of special events
- & much more...

A true family
run business
established since
1966

Put us to the test and find out why so many motorhome buyers trust Lowdhams to deliver choice, value and service.

Nottingham

Lowdham Leisureworld
Lowdham Road
Gunthorpe Notts
NG14 7ES
0115 9663838

The Swift Group Limited (Swift) reserves the right to alter specifications and prices at any time as materials and conditions demand. Distributors and dealers sell Swift products on their own account and not as agents of Swift. Accordingly, they have no authority to bind Swift or to make any representation or undertaking whatsoever on behalf of Swift. Whilst every effort is made to ensure the information within this brochure is correct, we cannot guarantee this and it cannot be taken as a contractual document. Images are for illustration purposes and may contain items which are not supplied with the motorhome.